

2020



2020 08

)

(

2020	2
	7
	10
	14
	26
	35

AI		Artificial Intelligence
AIoT		AIoT AI + IoT
		SaaS
		PaaS IaaS
SaaS		Software-as-a-Service
PaaS		Platform-as-a-Service SaaS

	1,861,422,632.79	2,368,012,121.20	-21.39%
	-55,634,017.82	43,193,978.23	-228.80%
	-80,931,863.65	34,720,299.53	-333.10%
	-287,589,630.27	-591,827,529.12	51.41%
/	-0.1783	0.1384	-228.83%
/	-0.1783	0.1384	-228.83%
	-2.68%	2.08%	-4.76%
	8,259,319,545.71	7,058,296,614.11	17.02%
	3,179,823,627.75	2,100,526,865.22	51.38%

1

2

	-1,212,883.14	
	20,663,882.27	

	-1,466,701.73	
	10,610,320.58	
	3,119,016.00	
	177,756.15	
	25,297,845.83	--

1 —

1 —

1 —

AI AIOT AIOT
5G
AI AI
AI AIOT AI
1.AI “ ” AIOT 5G AI

1

- A. 300
- B. 100
- C.
- D. AI
- E.

- A. ;
- B. ;
- C.

- D. AIoT 4G 5G ;
- E.

2

AI &
tracker AI

2.

5G

2019

5G

2G 3G 4G 5G NB-IoT

CPS

3

“ ”

4

FTTX WLAN

AIOT

IDC

1

	2020 6

2

9.26%		15,786.50					4.96%	
100%		16,231.80				-1013.22	5.10%	

AIoT

AI
 AIOT
 SaaS

AI —AI

“ ”

1

AI

	1,861,422,632.79	21.39%	1,566,020,588.96	20.53%
-48,959,710.15	213.71%		-55,634,017.82	228.80%

1 AI

21.13%

4.95%

AIOT

AIOT

2

15.86%

2.43%

5G

2

AI

5G+

2020

6.5

3

AI

5G SIM8202G-M2

“ ”

5G

Android

Windows Linux

	1,861,422,632.79	2,368,012,121.20	-21.39%	
	1,566,020,558.96	1,970,530,140.43	-20.53%	
	97,581,843.77	114,243,816.24	-14.58%	
	103,906,020.49	108,532,021.81	-4.26%	
	68,292,609.94	68,539,672.81	-0.36%	
	2,624,732.02	6,024,883.06	-56.44%	
	-287,589,630.27	-591,827,529.12	51.41%	
	-69,819,947.94	-109,219,127.92	36.07%	
	1,237,541,648.29	484,782,144.21	155.28%	2020 6



882,064,020.89

-217,023,434.29

506.44%

AI	450,167,701.55	355,038,674.71	21.13%	-33.16%	-37.11%	4.95%
	589,686,521.67	496,183,648.05	15.86%	-13.57%	-15.99%	2.43%
	258,043,961.36	209,659,438.81	18.75%	-31.91%	-24.26%	-8.20%
	563,524,448.21	505,138,797.39	10.36%	-11.02%	-6.21%	-4.60%
	1,580,920,023.38	1,365,943,217.08	13.60%	-21.70%	-19.27%	-2.60%
	280,502,609.41	200,077,341.88	28.67%	-19.60%	-28.18%	8.52%

1

30%

1

	1,427,904,934.51	17.29%	349,747,313.30	4.62%	12.67%	6, : 2020
	1,841,789,072.25	22.30%	1,949,405,519.97	25.78%	-3.48%	
	1,347,836,636.25	16.32%	2,693,556,478.16	35.62%	-19.30%	1 1 2020
	1,236,353,476.31	14.97%			14.97%	1 1 2020

2

--	--	--	--	--	--	--	--	--	--	--	--	--	--	--

	--	--	28,650,000.00	--	--	--	--	--	--	0.00	-156,883.71	--	--	--
--	----	----	---------------	----	----	----	----	----	----	------	-------------	----	----	----

3

4

5

1

2

6

1


	116,064
	0
	0
	0.00%
2020 6 30	18,121.98

2

	()		(1)		(2)	(3) (2)/(1)				
AIOT		44,190	39,076.5	365.73	365.73	0.47%	2021 7 31			
		42,250	37,276.7 6	0	0	0.00%	2022 12 31			
		37,000	37,000	17,756. 25	17,756. 25	47.99%				
	--	123,440	113,353. 26	18,121. 98	18,121. 98	--	--		--	--
	--	123,440	113,353. 26	18,121. 98	18,121. 98	--	--	0	--	--

1

2



			0.00	347.22	0.79	9.23	.14	.43
			51,829,268	746,337,21	62,980,766	502,640,76	5,226,985.	5,319,162.
			.00	7.25	.39	6.65	41	07

2020 1-9

4

5

1

2020		25.24%	2020 03 09	2020 03 10	2020-013
2019		25.08%	2020 05 21	2020 05 22	2020-027

2

()			()	()	()		
	3,400		2016 2 4 2017 11 28	2018 5 31 0305 9182	2016 3400		
	140			140	140 2015 5 1		
	455				455.0665		

•

1

2

3

4

5

2016 9 1 2021 12 31

2018 11 15 50,000
6.80% 12

2019 4 22 6

2020 5 31

2020 4 22

2021 5 31

2018 12 18 “ ”
5,000 15 6%

12.33

2019 2 28 “ ”
5,000 3 6%

73.15				
2019 5 28	“	”		
	5,000		3	6%
76.67				
2019 8 28	“	”		
	5,000		4	6%
103.56				

	2016 08 13	www.cninfo.com.cn
2019	2020 04 30	www.cninfo.com.cn
	2018 09 22	www.cninfo.com.cn

1

1

2

3

2

1

A1		0		A2		0		
A3		0		A4		0		
	2019 04 24	80,000	2020 01 19	8,000.00				
	2019 04 24	80,000	2019 06 06	2,107.52				
	2019 04 24	80,000	2019 08 15	9,108.32				
	2019 04 24	80,000	2019 09 30	5,000.00				
	2019 04 24	30,000	2019 09 17	3,000.00				
	2019 04 24	50,000	2019 09 23	7,000.00				
	2019 04 24	50,000	2020 04 16	5,000.00				
B1		500,000.00		B2		13,000.00		
B3		460,784.16		B4		39,215.84		
		0				0		

C1		C2	
C3	0	C4	0
A1+B1+C1	500,000.00	A2+B2+C2	13,000.00
A3+B3+C3	460,784.16	A4+B4+C4	39,215.84
A4+B4+C4		12.33%	
D		0	
70% E		0	
50% F		0	
D+E+F		0	

2

3

4

--	--	--	--	--	--	--	--	--	--	--	--	--	--	--

		PPP	2020 01 21						64,99 0.14				2020 01 23	w ww.c ninfo .com. cn 2020- 004

1

2

1

2

3

4

1


	745,926	0.24%	62,400, 000	0	0	-203,45 0	62,196, 550	62,942, 476	16.81%
1	0	0.00%							

	8,250	8,250	0	0		
	0		62,400,000	62,400,000		2020 12 29
	101,750	101,750	62,400,000	62,400,000	--	--

A	2020 05 28	18.6	62,400,000	2020 06 29	62,400,000		www.cninfo.com.cn A	2020 06 23

			20,151		8		0
		5%		10			
		20.57%	77,025,000	0	0	77,025,000	11,342,155

		16.67%	62,400,000	62,400,000	62,400,000	0		
		5.67%	21,214,497	0	0	21,214,497		
		5.15%	19,278,019	0	0	19,278,019		
12		2.63%	9,834,908	0	0	9,834,908		
		2.56%	9,580,000	1,989,700	0	9,580,000		
		2.06%	7,694,900	0	0	7,694,900		
		1.36%	5,077,465	-6,672,269	0	5,077,465		
5G		1.23%	4,618,361	2,632,061	0	4,618,361		



			2020 01 23	

1

	2020 6 30	2019 12 31
	1,427,904,934.51	505,667,434.71
	1,841,789,072.25	1,759,535,958.36
	18,903,071.73	31,382,993.54
	540,929,949.30	442,372,506.38
	352,067,084.06	290,873,996.75
	1,347,836,636.25	2,530,780,112.86
	1,236,353,476.31	

	117,893,785.12	97,496,937.75
	6,883,678,009.53	5,658,109,940.35
		11,523,292.42
	8,003,591.57	3,921,418.23
	193,404,475.53	193,404,475.53
	289,277,372.93	306,094,455.47
	23,112,100.49	23,164,458.99
	235,418,669.95	209,812,281.72
	46,911,752.60	70,715,540.43
	515,570,134.79	515,570,134.79
	9,520,125.57	12,017,085.37
	49,377,472.05	48,917,690.11
	5,045,840.70	5,045,840.70
	1,375,641,536.18	1,400,186,673.76
	8,259,319,545.71	7,058,296,614.11
	1,898,679,663.61	1,523,621,762.14
	45,878,158.30	114,243,464.64
	1,635,539,475.96	1,790,430,230.09

	19,443,954.83	125,623,123.38
	133,580,806.97	
	38,958,568.69	47,831,637.45
	39,739,338.26	70,154,932.98
	855,469,499.86	800,021,504.69
	89,022,339.21	124,918,445.13
	4,756,311,805.69	4,596,845,100.50
	14,374,135.61	56,333,749.89
	252,586,427.89	252,311,655.59
	12,786,784.12	14,072,717.03
	279,747,347.62	322,718,122.51
	5,036,059,153.31	4,919,563,223.01
	374,400,000.00	312,000,000.00

	2,129,882,044.26	1,057,215,073.69
	164,200.10	300,390.32
	61,114,511.38	61,114,511.38
	614,262,872.01	669,896,889.83
	3,179,823,627.75	2,100,526,865.22
	43,436,764.65	38,206,525.88
	3,223,260,392.40	2,138,733,391.10

	1,856,287.47	56,039.64
	4,745,053,759.11	3,927,455,719.70
	1,328,227,785.43	936,045,250.03
	2,000,000.00	2,000,000.00
	44,848,876.02	45,671,791.18
	32,028,493.32	33,318,345.83
	3,728,064.18	4,226,000.16
	6,674,792.24	8,409,808.69
	20,201,508.97	18,810,056.02
	696,950.70	696,950.70
	1,438,406,470.86	1,049,178,202.61
	6,183,460,229.97	4,976,633,922.31
	1,085,350,890.33	752,727,967.21
	169,686,767.24	160,444,831.43
	246,063,513.80	332,001,634.15
	300,552.65	29,577,742.60
	26,345,674.61	
	9,234,601.00	8,360,730.82
	530,715.68	10,373,685.34
	1,558,691,394.99	1,644,107,004.76

2020

		124,910,433.46
		3,062,504,029.77
		51,833,749.89

-	-15,160,258.60	-2,200,067.69
-	593,701.27	
-	-1,212,883.14	695,490.84
	-47,891,408.42	35,733,615.77
	783,940.63	10,664,508.46
	1,852,242.36	3,342,694.04
	-48,959,710.15	43,055,430.19
	2,624,732.02	6,024,883.06
	-51,584,442.17	37,030,547.13
1.	-51,584,442.17	37,030,547.13
2.		
1.	-55,634,017.82	43,193,978.23
2.	4,049,575.65	-6,163,431.10
	-184,451.61	326,191.45
	-136,190.22	240,844.11
1.		
2.		

5.		
	-136,190.22	240,844.11
1.		
2.		
3.		
4.		
5.		
6.	-136,190.22	240,844.11
7.		

	9,308,356.48	8,886,343.00
	32,314,556.52	49,382,675.19
	42,112,017.58	50,085,671.23
	2,037,912.48	1,734,167.73
	3,581,476.34	707,200.00
		-327,634.93
-		
-	-3,379,696.75	-827,270.28
-	-595,244.54	
-		416,647.86
	-10,805,267.40	-34,910,528.88

2.		
3.		
4.		
5.		
1.		
2.		
3.		
4.		
5.		

	33,104,495.10	33,289,619.92
	120,521,108.83	53,517,045.10
	1,915,071,360.96	2,547,358,645.89
	1,628,992,008.10	2,444,825,100.93
	281,280,104.43	343,092,574.49
	53,898,470.23	103,607,540.64
	238,490,408.47	247,660,958.95
	2,202,660,991.23	3,139,186,175.01
	-287,589,630.27	-591,827,529.12
	3,079,050.18	266,697.86
	3,079,050.18	266,697.86
	61,596,754.46	107,485,825.78

	3,900,000.00	2,000,000.00
	7,402,243.66	
	72,898,998.12	109,485,825.78
	-69,819,947.94	-109,219,127.92
	1,134,624,988.80	
	1,648,903,916.08	1,737,531,485.65
	3,716,048.95	
	2,787,244,953.83	1,737,531,485.65
	1,335,167,890.03	1,195,757,569.79
	48,235,415.51	45,175,576.74
	166,300,000.00	11,816,194.91
	1,549,703,305.54	1,252,749,341.44
	1,237,541,648.29	484,782,144.21
	1,931,950.81	
	882,064,020.89	-217,023,434.29
	331,291,812.58	380,893,156.10
	1,213,355,833.47	163,869,721.81

6

	2020	2019
--	------	------

6

	2,482,420,898.16	2,052,215,737.58
	2,815,401,655.60	2,492,045,011.82
	137,906,400.17	421,220,772.55
	43,964,609.73	52,379,279.55
	12,472,107.87	19,803,424.11
	2,861,890,751.22	2,411,736,241.50
	3,056,233,868.99	2,905,139,717.71
	-240,832,213.39	-413,094,705.89
	33,000.00	253,697.86
	33,000.00	253,697.86
	572,829.05	1,543,186.60
	427,182,535.40	2,000,000.00
	427,755,364.45	3,543,186.60
	-427,722,364.45	-3,289,488.74
	1,134,374,988.80	
	1,380,351,483.15	1,531,022,220.65
	2,514,726,471.95	1,531,022,220.65

	1,130,382,703.41	1,145,257,469.79
	28,992,012.68	42,958,641.54
	166,300,000.00	11,528,600.00
	1,325,674,716.09	1,199,744,711.33
	1,189,051,755.86	331,277,509.32
	-572,445.56	-380,476.17
	519,924,732.46	-85,487,161.48
	175,021,571.92	169,544,703.44
	694,946,304.38	84,057,541.96

7

	2020													
	312				1,05			61,1		669,		2,10	38,2	2,13
	,00				7,21		300,	14,5		896,		0,52	06,5	8,73
	0,0				5,07		390.	11.3		889.		6,86	25.8	3,39
	00.				3.69		32	8		83		5.22	8	1.10
	00													

	,00
	0,0
	00.
	00

	,00				7,21		074.		40,7		334,		0,06	1,652	,569,
	0,0				5,13		04		32.1		858.		7,79	.93	451.2
	00.				4.12				0		04		8.30		3
	00														

											00.0 0		00.0 0		.00
1															
2															

	00													
--	----	--	--	--	--	--	--	--	--	--	--	--	--	--

8

	2020												
	312,000,000.00				1,223,597,852.13					61,114,511.38	260,583,779.14		1,857,296,142.65



--	--	--	--

	2019												
	312,000.00				1,223,597.852.13					60,340,732.10	261,419,765.63		1,857,358,349.86
	312,000.00				1,223,597.852.13					60,340,732.10	261,419,765.63		1,857,358,349.86
											-41,422,863.78		63.78
											-33,622,863.78		-33,622,863.78

1												
2										-7,800, 000.00		-7,800,00 0.00
3												

			[2003] 0228		2003 11 14		
			110455		6,000	2016 3 18	
						914403007542710936	
2007 4 11			[2007]663				
			2006 12 31		6,000		
7,500		7,500			60,000,000		
			15,000,000				
			[2009]1174			2009 11 24	
24.8				(A)2,500			1.00
			10,000				
2012 4 6					10,000	2011 12 31	
		100,000,000		10	10	100,000,000	
		200,000,000			20,000		
20,000							
			[2012]479			2012 6 15	
20				(A)4,000			1.00
			24,000				
2013 3 1			2013				
			527				171
		7.41					
24,527			24,527				
	2013 4 7					2013 5 2	
2012						7,358.10	
		24,527		10	3	7,358.10	
		31,885.10			31,885.10		
31,885.10							
	2013 5 15					2013 7 5	
			2013 2 4		2013		
				61.75			
31,823.35				31,823.35			
	2013 9 5		2013				
					10%		
	2013 10 28					2013 2 4	
2013							6.76
			31,816.59			31,816.59	
	2013 12 27					2013 2 4	
2013							616.59
			31,200			31,200	
2016 7 1			(“			”)	
						16.70	
			6,142.50			19.6875%	2016 7

21				
2017	8	22		
			1,560	33,555.60
				5%
			7,702.50	24.6875%
				2017
5				9
2018	6	13		
2020	6			
			[2019]2558	18.60
	(A)6,240		1.00
37,440				

198

17 1701

2020 8 24

30

1		
2		
3		
4		
5		
6		
7		
8		
9		
10		
11		
12		
13		

32		
33		
34	CheerWide Holding Limited	
35		
36		
37		
38		
39		
40		
41		
42		
43		
44		
45		

“ ” “ ”

1

“ ”

15 —

2

12

1

2

1 1 12 31

3

12

4

5

6

1

2

3

7

1

2

3

4

5

“

”

8

9

”

“

10

2019 1 1

1

2

3

2019 1 1

2019 1 1

1

2

3

4

5

6

2019 1 1

1

2

3

4

5

1

2

1

2

2019 1 1

12

30

11

12

100

1	
2	
1	
2	

	(%)	(%)
1 1		
6		
7-12	5.00	5.00
1 2	10.00	10.00
2 3	25.00	25.00
3 4	45.00	45.00
4 5	65.00	65.00
5	100.00	100.00

100

13

14

15

“ 10 ”

17

2

18

19

20

21

22

1

2

1

2

“
”

” “

23

24

1

1

2

3

2

		30		3.33%

		5		20%
		10		10%
		8		12.5%
		5		20%

		%	%
	30		3.33
	5		20.00
	10		10.00
	8		12.50
	5		20.00

3

25

26

1

2

3

3

27

28

29

30

1

1.

1

2

2.

	50	
	3 8 10 14 20	
	10	
	3 10	
	3 5	
	2 10	

2

1.

2.

1)

2)

3)

4)

5)

31

4

35

36

37

38

39

2020 1 1

40

(1)

41

/

42

1

2

43

44

1

	2017	7	5		
			14		
—	2017	22			
			2020		
1	1				

2

3 2020

	2019	12	31	2020	01	01	
			505,667,434.71			505,667,434.71	

	1,759,535,958.36	1,759,535,958.36	
	31,382,993.54	31,382,993.54	
	442,372,506.38	442,372,506.38	
	290,873,996.75	290,873,996.75	
	2,530,780,112.86	1,091,048,490.74	-1,439,731,622.12
		1,439,731,622.12	1,439,731,622.12
	97,496,937.75	97,496,937.75	
	5,658,109,940.35	5,658,109,940.35	
	11,523,292.42	11,523,292.42	
	3,921,418.23	3,921,418.23	
	193,404,475.53	193,404,475.53	
	306,094,455.47	306,094,455.47	
	23,164,458.99	23,164,458.99	
	209,812,281.72	209,812,281.72	
	70,715,540.43	70,715,540.43	

	515,570,134.79	515,570,134.79	
	12,017,085.37	12,017,085.37	
	48,917,690.11	48,917,690.11	
	5,045,840.70	5,045,840.70	
	1,400,186,673.76	1,400,186,673.76	
	7,058,296,614.11	7,058,296,614.11	
	1,523,621,762.14	1,523,621,762.14	
	114,243,464.64	114,243,464.64	
	1,790,430,230.09	1,790,430,230.09	
	125,623,123.38	19,561,290.68	-106,061,832.70
		106,061,832.70	106,061,832.70
	47,831,637.45	47,831,637.45	
	70,154,932.98	70,154,932.98	
	800,021,504.69	800,021,504.69	
	124,918,445.13	124,918,445.13	
	4,596,845,100.50	4,596,845,100.50	

	56,333,749.89	56,333,749.89	
	252,311,655.59	252,311,655.59	
	14,072,717.03	14,072,717.03	
	322,718,122.51	322,718,122.51	
	4,919,563,223.01	4,919,563,223.01	
	312,000,000.00	312,000,000.00	
	1,057,215,073.69	1,057,215,073.69	
	300,390.32	300,390.32	
	61,114,511.38	61,114,511.38	
	669,896,889.83	669,896,889.83	
	2,100,526,865.22	2,100,526,865.22	
	38,206,525.88	38,206,525.88	
	2,138,733,391.10	2,138,733,391.10	
	7,058,296,614.11	7,058,296,614.11	

	2019 12 31	2020 01 01	

	254,241,640.06	254,241,640.06	
	536,582,442.59	536,582,442.59	
	3,841,670.69	3,841,670.69	
	33,423,647.81	33,423,647.81	

	18,810,056.02	18,810,056.02	
	696,950.70	696,950.70	
	1,049,178,202.61	1,049,178,202.61	
	4,976,633,922.31	4,976,633,922.31	
	752,727,967.21	752,727,967.21	
	160,444,831.43	160,444,831.43	
	332,001,634.15	332,001,634.15	
	29,577,742.60		-29,577,742.60
		29,577,742.60	29,577,742.60
	8,360,730.82	8,360,730.82	
	10,373,685.34	10,373,685.34	
	1,644,107,004.76	1,644,107,004.76	
	124,910,433.46	124,910,433.46	
	3,062,504,029.77	3,062,504,029.77	
	51,833,749.89	51,833,749.89	
	5,000,000.00	5,000,000.00	

	56,833,749.89	56,833,749.89	
	3,119,337,779.66	3,119,337,779.66	
	312,000,000.00	312,000,000.00	
	1,223,597,852.13	1,223,597,852.13	
	61,114,511.38	61,114,511.38	
	260,583,779.14	260,583,779.14	
	1,857,296,142.65	1,857,296,142.65	
	4,976,633,922.31	4,976,633,922.31	

4 2020

45

1

		17% 16% 13% 11% 10% 9% 6% 5% 3%
		7% 5% 1%
		25% 16.5%
		3%
		2%
	70%	1.2%

	16.5%

2

1) 2017 8 17

GR201744200699

15%

2017

2017 2019 15%

2) 2018 11 29

GR201841000895

2018

15%

2018 2020 15%

3) 2018 11 28

GR201844001127

15%

2018

2018

2020 15%

4) 2014 12 10

“ [2014]256 ”

“

”

2015 11

2015

“ ”

5) 2014 5 12

2014 129

2011

7 27

[2011]58

2011 1 1 2020 12 31

15%

2014 5 22

2013 1 1 2020 12 31 15%

6) 2015 5 19

2015 30

2011 7 27

[2011]58

2011 1 1 2020 12 31

15%

2017 2 16

2016 1 1 2020 12 31 15%

7) 2018 11 02

GR201831000947

2018

15%

2018 2020 15%

8) 2019 10 28

GR201931002008

2019

15%

2019 2021 15%

9) (2000

18) 2020

2020

10%

11)

2019 12 9

GR201944202901

2019

15%

2019 2021

15%

3

1

	192,007.03	228,057.03
	1,213,163,826.44	331,063,755.55
	214,549,101.04	174,375,622.13
	1,427,904,934.51	505,667,434.71
	28,244,539.87	6,905,139.26

	8,414,8 75.93	0.44%	8,414,8 75.93	100.00 %	
1,841,7 89,072. 25	1,889,4 08,833. 10	99.56%	129,87 2,874.7 4	6.87%	1,759,53 5,958.36
1,841,7 89,072. 25	1,889,4 08,833. 10	99.56%	129,87 2,874.7 4	6.87%	1,759,53 5,958.36
1,841,7 89,072. 25	1,897,8 23,709. 03	100.00 %	138,28 7,750.6 7		1,759,53 5,958.36

	1,983,330,403.16	141,541,330.91	7.14%
	1,983,330,403.16	141,541,330.91	--

			%
1			2.14

0-6

2

	138,287,750.67	12,623,784.20	491,639.29	463,688.74		149,956,206.84
	138,287,750.67	12,623,784.20	491,639.29	463,688.74		149,956,206.84

5

6

6

	18,903,071.73	31,382,993.54
	18,903,071.73	31,382,993.54

7

1

1	397,852,514.28	73.55%	382,401,523.65	86.44%
1 2	125,253,637.05	23.16%	35,668,073.59	8.06%
2 3	13,487,328.14	2.49%	16,465,386.78	3.73%
3	4,336,469.83	0.80%	7,837,522.36	1.77%
	540,929,949.30	--	442,372,506.38	--

1

2

	69,518,763.68	12.85%

	26,305,078.33	4.86%
	25,018,997.79	4.63%
	24,782,453.73	4.58%
	22,583,605.00	4.17%
	168,208,898.53	31.09%

8

	352,067,084.06	290,873,996.75
	352,067,084.06	290,873,996.75

1

	170,282,316.68	160,966,469.59
	142,559,844.41	96,361,723.62
	59,775,554.97	48,685,256.63
	10,046,060.17	12,807,987.37
	382,663,776.23	318,821,437.21

2

	12	()	()	
2020 1 1	27,947,440.46			27,947,440.46
2020 1 1	—	—	—	—
	2,780,987.87			2,780,987.87
	64,136.16			64,136.16
	67,600.00			67,600.00

2020 6 30	30,596,692.17			30,596,692.17
-----------	---------------	--	--	---------------

1	1			247,847,011.02
	0-6			221,189,708.83
	7-12			26,657,302.19
1	2			79,796,320.88
2	3			29,587,607.85
3				25,432,836.48
3	4			13,020,952.64
4	5			5,770,103.74
5				6,641,780.10
				382,663,776.23

3

	27,947,440.46	2,780,987.87	64,136.16	67,600.00		30,596,692.17
	27,947,440.46	2,780,987.87	64,136.16	67,600.00		30,596,692.17

4

	67,600.00

5

		25,227,940.32	0-5	6.59%	2,036,585.38
		16,603,738.22	0-5	4.34%	1,788,224.06
		13,619,402.78	0-5	3.56%	5,012,183.43
		10,000,000.00	2-3	2.61%	
		8,333,333.00	1-2	2.18%	
	--	73,784,414.32	--	19.28%	8,836,992.87

6

7

8

9

1

	600,455,117.09	12,464,410.41	587,990,706.68	472,981,867.40	12,232,576.43	460,749,290.97
	242,770,514.91	3,364,746.87	239,405,768.04	270,194,871.14	3,343,221.01	266,851,650.13
	3,225.27		3,225.27	111,297.26		111,297.26
	206,626,159.76		206,626,159.76			
	302,892,615.63	25,067,452.36	277,825,163.27	357,829,511.77	26,253,706.90	331,575,804.87
	983,939.24		983,939.24	3,881,085.69		3,881,085.69
	37,989,007.92	2,987,333.93	35,001,673.99	30,823,879.31	2,944,517.49	27,879,361.82
	1,391,720,579.	43,883,943.57	1,347,836,636.	1,135,822,512.5	44,774,021.83	1,091,048,490.

	82		25	7		74
--	----	--	----	---	--	----

2

	12,232,576.43	2,061,632.69		1,829,798.71	12,464,410.41
	3,343,221.01	246,154.84		224,628.98	3,364,746.87
	26,253,706.90	581,298.35		1,767,552.89	25,067,452.36
	2,944,517.49	43,932.34		1,115.90	2,987,333.93
	44,774,021.83	2,933,018.22		3,823,096.48	43,883,943.57

3

4

10

	1,259,524,614. 36	23,171,138 .05	1,236,353,476. 31	1,462,902,760. 17	23,171,13 8.05	1,439,731,622. 12
	1,259,524,614. 36	23,171,138 .05	1,236,353,476. 31	1,462,902,760. 17	23,171,13 8.05	1,439,731,622. 12

11

12

13

	104,312,319.28	96,755,977.10

	3,234,237.08	740,908.24
	5,031,457.84	52.41
	5,315,770.92	
	117,893,785.12	97,496,937.75

14

15

16

1

				907,721.31		907,721.31	
2019 -2021				878,957.08		878,957.08	
EMC							
2018 -2023				794,533.58		794,533.58	
2018-2024				3,677,020.12		3,677,020.12	
2019--2024				76,224.92		76,224.92	
EMC							
2018-2024				201,793.00		201,793.00	

				2,815,232.95		2,815,232.95	
2018-2020				314,889.92		314,889.92	
IDC				1,039,804.75		1,039,804.75	
				202,538.55		202,538.55	
IMS/				196,126.32		196,126.32	
2018 -2023				25,530.64		25,530.64	
18-22				392,919.28		392,919.28	
				11,523,292.4 2		11,523,292.4 2	--

2

3

17

	((



Ayla Networks, Inc						
Cathay Tri-Tech., Inc						

3					
3.		7,183,383.89	1,264,638.65	1,418,652.11	9,866,674.65
1		7,183,383.89	1,264,638.65	1,418,652.11	9,866,674.65
4.	81,962,354.04	377,777,735.46	24,407,340.82	49,379,767.21	533,527,197.53
1.	7,976,550.75	168,445,248.24	15,904,476.58	34,960,722.66	227,286,998.23
2.	1,543,075.28	14,321,011.21	1,111,009.75	6,221,663.24	23,196,759.48
1	1,543,075.28	14,321,011.21	1,111,009.75	6,221,663.24	23,196,759.48
3.		5,011,553.53	805,047.56	417,332.02	6,233,933.11
1		5,011,553.53	805,047.56	417,332.02	6,233,933.11
4.	9,519,626.03	177,754,705.92	16,210,438.77	40,765,053.88	244,249,824.60
1.					
2.					
1					
3.					
1					
4.					
1.	72,442,728.01	200,023,029.54	8,196,902.05	8,614,713.33	289,277,372.93

2.	73,985,803.29	212,341,345.00	8,418,956.71	11,348,350.47	306,094,455.47
----	---------------	----------------	--------------	---------------	----------------

2

3

4

5

6

22

	23,112,100.49	23,164,458.99
	23,112,100.49	23,164,458.99

1

	23,112,100.49	23,112,100.49	23,164,458.99	23,164,458.99		

IT		138,67 9.24			69,339 .62	69,339 .62						

■	22,935	22,935
	,779.7	,779.7
	5	5

25

26

1

1.		25,184,384.9 8	47,999,650.8 9	107,622,704. 86	65,530,273.4 4	40,345,920.9 8	286,682,935. 15
2.			8,576,773.78			42,800,865.2 8	51,377,639.0 6
1						621,041.94	621,041.94
2			8,576,773.78			42,179,823.3 4	50,756,597.1 2
3							
3.							
1							
4.		25,184,384.9 8	56,576,424.6 7	107,622,704. 86	65,530,273.4 4	83,146,786.2 6	338,060,574. 21
1.		7,316,945.22	11,197,148.3 0	24,105,414.6 7	19,065,012.0 9	15,186,133.1 5	76,870,653.4 3
2.		1,220,885.86	3,218,688.68	5,379,370.26	4,008,918.50	11,943,387.5 3	25,771,250.8 3
1		1,220,885.86	3,218,688.68	5,379,370.26	4,008,918.50	11,943,387.5 3	25,771,250.8 3
3.							

1							
4.		8,537,831.08	14,415,836.9 8	29,484,784.9 3	23,073,930.5 9	27,129,520.6 8	102,641,904. 26
1.							
2.							
1							
3.							
1							
4.							
1.		16,646,553.9 0	42,160,587.6 9	78,137,919.9 3	42,456,342.8 5	56,017,265.5 8	235,418,669. 95
2.		17,867,439.7 6	36,802,502.5 9	83,517,290.1 9	46,465,261.3 5	25,159,787.8 3	209,812,281. 72

2

27

ru

	70,715,540	31,910,570			50,116,974	5,597,384.		46,911,752
	.43	.98			.46	35		.60

28

1

	40,820,000.00				40,820,000.00
	20,947,828.86				20,947,828.86
	16,616,716.74				16,616,716.74
	9,552,542.37				9,552,542.37
	7,028,439.33				7,028,439.33
	6,812,083.35				6,812,083.35
	3,026,274.91				3,026,274.91
	2,506,874.32				2,506,874.32
	1,846,140.17				1,846,140.17
	136,596,007.21				136,596,007.21
	524,583.48				524,583.48
	342,319,564.61				342,319,564.61
	588,597,055.35				588,597,055.35

	9,552,542.37					9,552,542.37
	7,028,439.33					7,028,439.33
	6,812,083.35					6,812,083.35
	3,026,274.91					3,026,274.91
	2,506,874.32					2,506,874.32
	1,846,140.17					1,846,140.17
	524,583.48					524,583.48
	73,026,920.56					73,026,920.56

29

	8,295,529.65	374,506.71	1,428,479.71		7,241,556.65
	3,721,555.72	132,750.99	1,575,737.79		2,278,568.92
	12,017,085.37	507,257.70	3,004,217.50		9,520,125.57

30

/

1

	188,493,255.97	32,308,824.80	179,737,283.27	30,962,014.95
	18,197,732.93	2,729,659.94	23,125,685.92	3,468,609.51
	83,165,529.20	14,338,987.31	81,637,277.87	14,487,065.65
	289,856,518.10	49,377,472.05	284,500,247.06	48,917,690.11

2

	77,522,200.48	12,786,784.12	82,042,634.89	14,072,717.03
	77,522,200.48	12,786,784.12	82,042,634.89	14,072,717.03

3

		49,377,472.05		48,917,690.11

31

	696,950.70		696,950.70	696,950.70		696,950.70
	4,348,890. 00		4,348,890. 00	4,348,890. 00		4,348,890. 00
	5,045,840. 70		5,045,840. 70	5,045,840. 70		5,045,840. 70

32

1

	1,694,146,359.31	1,280,300,663.62
	204,533,304.30	243,321,098.52
	1,898,679,663.61	1,523,621,762.14

2019 9 23 2020 9 23

CBI2019/W016L-1

5,000

ZH78151909002-1 -1JK

10,000 2019 9 23 2020 9 22

2

33

34

35

	1,392,916.64	79,915,958.32
	44,485,241.66	34,327,506.32
	45,878,158.30	114,243,464.64

0.00

36

1

--	--	--

1	942,355,766.03	1,046,758,684.89
1	693,183,709.93	743,671,545.20
	1,635,539,475.96	1,790,430,230.09

2 **1**

	15,845,803.73	
	10,732,714.88	
	10,059,802.24	
	8,620,943.40	
	8,551,276.57	
	53,810,540.82	--

37

1

1	13,168,594.32	5,255,536.81
1	6,275,360.51	14,305,753.87
	19,443,954.83	19,561,290.68

2 **1**

38

	133,580,806.97	106,061,832.70
	133,580,806.97	106,061,832.70

39

1

	46,376,170.83	303,580,027.07	312,044,424.96	37,911,772.94
-	1,050,629.75	10,952,268.02	11,125,313.02	877,584.75
	404,836.87	2,321,205.59	2,556,831.46	169,211.00
	47,831,637.45	316,853,500.68	325,726,569.44	38,958,568.69

2

1	43,023,795.25	282,589,243.47	290,636,864.92	34,976,173.80
2	73,762.00	350,551.25	420,908.60	3,404.65
3	1,968,745.59	10,838,781.37	10,732,289.84	2,075,237.12
	1,688,864.50	9,997,197.49	9,979,754.46	1,706,307.53
	66,587.01	169,675.66	160,045.14	76,217.53
	213,294.08	671,908.22	592,490.24	292,712.06
4	1,248,093.00	9,676,615.42	10,210,570.42	714,138.00
5	61,774.99	124,835.56	43,791.18	142,819.37
	46,376,170.83	303,580,027.07	312,044,424.96	37,911,772.94

3

1	810,022.53	10,550,609.35	10,782,636.07	577,995.81
2	240,607.22	401,658.67	342,676.95	299,588.94
	1,050,629.75	10,952,268.02	11,125,313.02	877,584.75

2

1

	32,724,401.00	
	11,171,101.00	
	8,437,076.00	
	6,997,524.77	
	2,127,400.00	
	61,457,502.77	--

42

43

	89,022,339.21	124,918,445.13
	89,022,339.21	124,918,445.13

44

45

1

	4,000,000.00	4,500,000.00
	10,374,135.61	51,833,749.89
	14,374,135.61	56,333,749.89

46

1

2

3

4

47

48

	247,586,427.89	247,311,655.59
	5,000,000.00	5,000,000.00
	252,586,427.89	252,311,655.59

1

	20,934,373.09	28,637,682.98
	424,761.01	616,036.97
	226,652,054.80	218,673,972.61
	247,586,427.89	247,311,655.59

2

	5,000,000.00			5,000,000.00	
	5,000,000.00			5,000,000.00	--

49

50

51

52

53

		+ -					
	312,000,000. 00	62,400,000.0 0				62,400,000.0 0	374,400,000. 00

2020

[2019] 2558

62,400,000.00

[2020]ZK10097

1,160,640,000.00

25,573,029.43

1,135,066,970.57

62,400,000

1,072,666,970.57

54

55

	1,057,215,073.69	1,072,666,970.57		2,129,882,044.26
	1,057,215,073.69	1,072,666,970.57		2,129,882,044.26

56

57

	300,390.32	-184,451.61				-136,19 0.22	-48,261. 39	164,20 0.10
	290,037.46	-184,451.61				-136,19 0.22	-48,261. 39	153,84 7.24
	10,352.86							10,352 .86
	300,390.32	-184,451.61				-136,19 0.22	-48,261. 39	164,20 0.10

58

59

	61,114,511.38		61,114,511.38
	61,114,511.38		61,114,511.38

60

	669,896,889.83	600,334,858.04
	669,896,889.83	600,334,858.04
	-55,634,017.82	78,135,811.07
		773,779.28
		7,800,000.00

	614,262,872.01	669,896,889.83
--	----------------	----------------

1)		0.00
2)	0.00	
3)	0.00	
4)		0.00
5)	0.00	

61

	1,822,717,438.42	1,538,375,849.37	2,332,132,758.16	1,941,042,332.12
	38,705,194.37	27,644,709.59	35,879,363.04	29,487,808.31
	1,861,422,632.79	1,566,020,558.96	2,368,012,121.20	1,970,530,140.43

AI	1,861,422,632.79	1,566,020,558.96	2,368,012,121.20	1,970,530,140.43
AI	450,167,701.55	355,038,674.71	673,496,949.14	564,498,079.09
	589,686,521.67	496,183,648.05	682,238,716.32	590,618,623.05
	258,043,961.36	209,659,438.81	378,954,959.15	276,812,878.73
	563,524,448.21	505,138,797.39	633,321,496.59	538,600,559.56
	1,861,422,632.79	1,566,020,558.96	2,368,012,121.20	1,970,530,140.43

62

	1,295,452.85	2,946,686.48
	939,872.23	2,690,572.71
		1,371,321.65
		377,728.50

65

	50,918,290.99	32,123,368.23
	3,512,970.63	6,546,714.05
	4,232,915.01	3,669,578.80
	2,450,490.10	1,247,803.02
	14,711,777.68	7,581,903.02
	2,406,210.43	2,554,272.11
	2,336,572.43	3,432,497.70

	2,798,362.96	
	62,630.69	
	400,000.00	
	27,195.92	
	90,500.00	
	221,000.00	
	2,030,000.00	
	3,000.00	
2018	400,000.00	
	1,050,000.00	
2019	3,627,800.00	
	1,724,755.32	
	10,983.15	
	2,654,000.00	
-	1,500,000.00	
-	105,000.00	
2018	1,400,000.00	
2019	110,000.00	
	920,000.00	
	15,080.00	
2019	1,020,000.00	
		707,200.00
		1,030,000.00
2012		196,505.00

	-1,212,883.14	695,490.84
--	---------------	------------

74

	398,400.00	10,243,048.00	398,400.00
	385,540.63	421,460.46	385,540.63
	783,940.63	10,664,508.46	783,940.63

								/
							1,473,000.00	
							125,000.00	
2019							402,000.00	
2018							2,000.00	
							50,000.00	
2019							640,000.00	
							711,000.00	

2019							400,000.00	
5G								
							125,000.00	
A								
2018							186,500.00	
							600,000.00	
2018							864,000.00	
							109,548.00	
2018							4,000.00	
2018							3,000,000.00	

2018							500,000.00	
							1,000.00	
							1,050,000.00	
						14,400.00		
2020						384,000.00		

75

	100,000.00		100,000.00
	1,752,242.36	3,315,442.61	1,752,242.36
		27,251.43	
	1,852,242.36	3,342,694.04	1,852,242.36

76

1

	2,454,425.18	8,255,454.18
	170,306.84	-2,230,571.12
	2,624,732.02	6,024,883.06

2

	-48,959,710.15
/	-7,343,956.52
	-7,106,930.64
	-3,296,879.95
	1,734,732.39
	-484,671.27
	28,174,773.94
	-9,052,335.93
	2,624,732.02

77

57

78

1

	22,111,044.28	11,053,660.65
	1,323,566.94	1,311,624.39
	97,086,497.61	41,151,760.06
	120,521,108.83	53,517,045.10

2

	128,832,319.16	231,768,367.13
	109,658,089.31	15,892,591.82
	238,490,408.47	247,660,958.95

3

4

	7,402,243.66	
	7,402,243.66	

5

	3,716,048.95	
	3,716,048.95	

6

		717,594.91
	166,300,000.00	2,700,000.00
		8,398,600.00
	166,300,000.00	11,816,194.91

79

1

1	--	--
	-51,584,442.17	37,030,547.13
	14,566,557.33	2,200,067.69

	1,213,355,833.47	163,869,721.81
	331,291,812.58	380,893,156.10
	882,064,020.89	-217,023,434.29

2

3

	0.00
	0.00
	202,343.66
	202,343.66
	-202,343.66
	-202,343.66

2019

70%

50%


4

	1,213,355,833.47	331,291,812.58
	192,007.03	228,057.03
	1,213,163,826.44	331,063,755.55
	1,213,355,833.47	331,291,812.58

80

81

	214,549,101.04



	40,339.13	0.9134	36,845.76
			45,997,677.06
	6,497,305.89	7.0795	45,997,677.06

2

83

84

1

	14,400.00	-	14,400.00
2020	384,000.00	-	384,000.00
	962,419.17		962,419.17
	347,935.31		347,935.31
	231,981.76		231,981.76
	2,798,362.96		2,798,362.96
	62,630.69		62,630.69
	400,000.00		400,000.00
	27,195.92		27,195.92
	90,500.00		90,500.00
	221,000.00		221,000.00
	2,030,000.00		2,030,000.00

2019	3,627,800.00		3,627,800.00
	1,724,755.32		1,724,755.32
	10,983.15		10,983.15
	2,654,000.00		2,654,000.00
-	1,500,000.00		1,500,000.00
-	105,000.00		105,000.00
2018	1,400,000.00		1,400,000.00
-	110,000.00		110,000.00
2019	920,000.00		920,000.00
-	15,080.00		15,080.00
2019	1,020,000.00		1,020,000.00

2

85

1

1

2

3

4

5

6

2


1

2

3

3

4




6

1


1

				100.00%		
				100.00%		
				100.00%		
()				99.00%	1.00%	
				100.00%		
				100.00%		

					99.00%	
					73.84%	
()				0.01%	99.99%	
					100.00%	
					73.84%	
					100.00%	
					80.00%	
				99.00%		



()					51.00%	
					100.00%	
					100.00%	
					100.00%	



2

	26.16%	950,878.47		18,742,676.44

3

	705,56 2,880. 17	40,774 ,337.0 8	746,33 7,217. 25	683,35 6,450. 86	0.00	683,35 6,450. 86	673,44 6,064. 32	40,349 ,982.7 1	713,79 6,047. 03	655,94 9,991. 10		655,94 9,991. 10

	502,640,76 6.65	5,319,162. 07	5,503,613. 68	29,157,049 .64	120,855,26 5.58	3,844,038. 24	4,170,229. 70	-1,159,146. 57

4

5

2

1

2

3

1

		1 6 660	2 1-13		50.00%	

20%

20%

2

3

	/	/
	9,284,259.35	8,069,295.33
	14,308.96	9,504.98

	9,298,568.31	8,078,800.31
	4,891,385.17	3,235,963.84
	0.00	
	4,891,385.17	3,235,963.84
	4,407,183.14	4,842,836.47
		2,421,418.24
		3,921,418.23
	1,877,492.79	695,397.13
	-435,653.33	-655,269.85
	-435,653.33	-655,269.85

4**5****6****7****8**

3

	1	1-3	3	-1	1-5	5	
	1,427,904,934.51						1,427,904,934.51
	1,841,789,072.25						1,841,789,072.25
	18,903,071.73						18,903,071.73
	540,929,949.30						540,929,949.30
	352,067,084.06						352,067,084.06
	4,181,594,111.85						4,181,594,111.85
	1,898,679,663.61						1,898,679,663.61
	45,878,158.30						45,878,158.30
	1,635,539,475.96						1,635,539,475.96
	19,443,954.83						19,443,954.83
	38,958,568.69						38,958,568.69
	855,469,499.86						855,469,499.86
	4,493,969,321.25						4,493,969,321.25

- 1
- 2
- 3
- 4
- 5
- 6
- 7
- 8
- 9

1

巨潮资讯

			2,000,000,000.00	20.57%	20.57%

4

	80,000,000.00	2020 01 19	2021 01 18	
	21,075,200.00	2019 06 06	2021 11 15	
	91,083,160.10	2019 08 15	2020 10 24	
	50,000,000.00	2019 09 30	2020 10 16	
	30,000,000.00	2019 09 17	2020 09 16	
	70,000,000.00	2019 09 23	2021 03 26	
	50,000,000.00	2020 04 16	2021 04 16	

	50,000,000.00	2019 04 28	2021 04 28	
	83,333,300.00	2018 09 30	2020 09 30	

5

	30,000,000.00	2018 09 19	2020 05 31	
	70,000,000.00	2018 09 28	2020 05 31	
	200,000,000.00	2018 11 15	2020 05 31	
	180,000,000.00	2019 04 19	2020 05 31	
	7,500,000.00	2019 06 25	2020 05 31	
	3,000,000.00	2019 07 12	2020 05 31	

	7,700,000.00	2019 07 29	2020 05 31	
	10,000,000.00	2019 07 30	2020 05 31	
	3,000,000.00	2019 09 18	2020 05 31	
	50,000,000.00	2019 12 25	2020 05 31	
	100,000,000.00	2020 01 16	2020 01 20	
	90,000,000.00	2020 02 13	2020 03 13	
	100,000,000.00	2020 03 18	2020 04 18	
	50,000,000.00	2020 03 19	2020 06 16	

6

7

	300,000.00	300,000.00
	212,200.00	212,200.00
	60,000.00	60,000.00
	60,000.00	60,000.00
	60,000.00	60,000.00
	0.00	481,600.00
	95,800.00	51,300.00
	252,100.00	146,900.00
	539,990.00	481,500.00

8

6

1

4

5

1

2

1

2

3

1

2

3

4

1

1

2

2

3

1

2

4

5

6

1

2

3

4

7

8

1

1

	54,030,118.16	9.28%			54,030,118.16	50,457,457.97	8.73%			50,457,457.97
	528,022,946.45	90.72%	44,040,029.10	8.34%	483,982,917.35	527,258,107.69	91.27%	41,133,123.07	7.80%	486,124,984.62
	582,053,064.61	100.00%	44,040,029.10		538,013,035.51	577,715,565.66	100.00%	41,133,123.07		536,582,442.59

0.00

		6,355,660.01		
		41,287,424.94		
		3,486,135.12		
		1,020,920.24		
		375,385.85		
		9,822.00		
		1,494,770.00		
		54,030,118.16		--

44,040,029.10

--	--

	528,022,946.45	44,040,029.10	8.34%
	528,022,946.45	44,040,029.10	--

1	390,475,511.88	8,185,481.68	2.10
0-6	226,765,878.21		
7-12	163,709,633.67	8,185,481.68	5.00
1	390,475,511.88	8,185,481.68	2.10
1-2	82,884,125.23	8,288,412.52	10.00
2-3	18,497,906.46	4,624,476.62	25.00
3-4	18,949,247.58	8,527,161.41	45.00
4-5	8,004,738.39	5,203,079.95	65.00
5	9,211,416.91	9,211,416.91	100.00
	528,022,946.45	44,040,029.09	

1	1	444,505,630.04
	0-6	280,795,996.37
	7-12	163,709,633.67
1	2	82,884,125.23
2	3	18,497,906.46
3		36,165,402.88
3	4	18,949,247.58
4	5	8,004,738.39
5		9,211,416.91
		582,053,064.61

2

	41,133,123.07	2,906,906.03				44,040,029.10
	41,133,123.07	2,906,906.03				44,040,029.10

3

4

	85,224,401.68	14.64%	2,414,464.02
	81,279,629.89	13.96%	7,748,454.56
	79,164,128.87	13.60%	7,391,909.77
	76,641,943.06	13.17%	3,832,097.15
	59,877,376.72	10.29%	9,407,804.43
	382,187,480.22	65.66%	

5

6

2

	3,025,842,629.69	2,786,853,974.49
	3,025,842,629.69	2,786,853,974.49

1

	2,975,423,754.73	2,744,953,350.89
	43,144,670.25	36,445,546.48
	9,678,625.25	11,282,413.94

	4,809,262.79	913,555.79
	3,033,056,313.02	2,793,594,867.10

2

	12	()	()	
2020 1 1	6,740,892.61			6,740,892.61
2020 1 1	—	—	—	—
	472,790.72			472,790.72
2020 6 30	7,213,683.33			7,213,683.33

1 1	2,984,076,992.15
0-6	2,978,683,381.70
7-12	5,393,610.45
1 2	35,896,290.28
2 3	5,977,256.53
3	7,105,774.06
3 4	2,358,162.38
4 5	3,572,548.01
5	1,175,063.67
	3,033,056,313.02

3

	6,740,892.61	472,790.72				7,213,683.33
--	--------------	------------	--	--	--	--------------

	6,740,892.61	472,790.72				7,213,683.33
--	--------------	------------	--	--	--	--------------

4

5

		1,245,002,948.52	1	41.05%	
		667,006,162.42	1	21.99%	
		495,390,736.00	1-4	16.33%	
		180,915,490.20	1	5.96%	
		148,832,214.96	0-2	4.91%	
	--	2,737,147,552.10	--	90.24%	

6

7

8

3

	1,324,327,785.43		1,324,327,785.43	936,045,250.03	936,045,250.03
	3,900,000.00		3,900,000.00		
	1,328,227,785.43		1,328,227,785.43	936,045,250.03	936,045,250.03

1

	((
--	---	--	---	--

))	
	44,950,000.00					44,950,000.00	
	683,356,201.46					683,356,201.46	
	157,685,517.40					157,685,517.40	
	53,531.17					53,531.17	
	50,000,000.00	363,532,535.40				413,532,535.40	
		24,750,000.00				24,750,000.00	
	936,045,250.03	388,282,535.40				1,324,327,785.43	

2

	(
)						

	321,926,301.19	231,125,018.13	304,659,261.40	214,881,646.74
--	----------------	----------------	----------------	----------------

5

		-327,634.93
		-327,634.93

6**1**

	-2.68%	-0.1783	-0.1783
	-3.90%	-0.2594	-0.2594

3

1

2

3

4

