

2017

2017 08

)

(

.....	2
.....	6
.....	9
.....	10
.....	17
.....	24
.....	28
.....	29
.....	30
.....	31
.....	128



	1,016,915,862.69	1,072,265,960.63	-5.16%
	28,709,642.86	-32,646,488.81	187.94%
	5,111,713.65	-37,546,910.37	113.61%
	-90,606,019.10	-180,795,782.37	49.88%
/	0.09	-0.1	190.00%
/	0.09	-0.1	190.00%
	0.89%	-1.72%	2.61%
	3,783,812,544.92	3,900,608,876.37	-2.99%
	1,906,468,096.62	2,008,127,201.17	-5.06%

1

2

	-9,423.77	
	4,691,184.19	
	23,312,116.93	

	3,724,874.78	
	671,073.36	
	23,597,929.21	--

1 —

1 —

1 —

/

4G LTE 4G 4G 5G / 4G

2017



	-90,606,019.10	-180,795,782.37	49.88%	
	65,916,948.95	-9,538,235.52	791.08%	
	39,707,679.22	-379,206.71	10,571.25%	
	14,437,345.61	-189,432,503.38	107.62%	-

	1,016,915,862.69	793,139,381.36	22.01%	-5.16%	-4.91%	-0.20%
	206,780,083.87	147,403,384.02	28.71%	-24.28%	-25.58%	1.24%
/	277,479,937.45	188,270,032.90	32.15%	-0.88%	-5.62%	3.40%
	502,417,531.30	442,253,393.49	11.97%	6.96%	7.80%	-0.69%
	962,945,410.46	758,729,198.34	21.21%	-7.92%	-7.10%	-0.70%
	53,970,452.23	34,410,183.02	36.24%	103.85%	98.00%	1.88%

1

30%

1

	484,458,556.45	12.80%	382,466,143.26	9.81%	2.99%	
	1,061,914,446.70	28.06%	1,149,387,241.95	29.47%	-1.41%	
	1,442,769,391.08	38.13%	1,484,794,043.17	38.07%	0.06%	
	-	-	18,372,923.60	0.47%	-0.47%	2016
	320,426,718.96	8.47%	475,720,494.49	12.20%	-3.73%	2016

	75,396,200.02	1.99%	0.00		1.99%	2016
	54,000,000.00	1.43%	365,000,000.00	9.36%	-7.93%	2016

2

3

	32,407,973.57	33,938,631.80
	27,005,610.78	28,544,534.23
	1,126.46	1,124.76
	59,414,710.81	62,484,290.79

1

39,282,000.00	0.00	100.00%

2

--	--	--	--	--

														2017-020
			928.2	100.00%						234.19				
			3,000	2.00%						0		2017 06 14		2017-021
	--	--	3,928.2	--	--	--	--	--	0	561.3	--	--	--	--

3

4

5

6

7

8

1

2

10%

			35000	552,945,277.17	365,297,635.26	259,446,497.76	8,775,885.33	8,076,464.73
			5000	155,068,106.76	77,654,160.00	28,221,401.25	-3,064,460.84	692,902.31
			33824.6418	1,647,131,320.08	673,363,099.36	504,654,181.34	14,725,548.50	12,158,260.76

1

2016		24.54%	2017 05 18	2017 05 19	2016 2017-016

2

			12	2016 07 22	2017 7 21	
				2008 09 30		
				2008 09		

				30		
				2008 09 30		

()			()	()	()		
	6,094		2016 2 4				
	3,152		2016 8 22				
	600		2016 8 4				

1

1

2

3

2

1



B3		0		B4		0	
	2015 10 30	3,000	2015 11 10	1,000			
C1		0		C2		0	
C3		3,000		C4		0	
A1+B1+C1		0		A2+B2+C2		0	
A3+B3+C3		3,000		A4+B4+C4		0	
A4+B4+C4				0.00%			
D				0			
E 70%				0			
50% F				0			

1

2

1

2

	0	0	50	50		2018 6 11
	0	0	50	50	--	--

3

		17,400		8		0
5% 10						

6%a4<

2016

2016

1

2017 06 30

	484,458,556.45	473,090,790.82
	9,701,712.23	7,364,543.13
	1,061,914,446.70	1,040,180,552.69
	58,994,999.34	56,954,592.28
	122,828,723.86	103,505,070.92
	1,442,769,391.08	1,475,676,906.51

	10,185,404.22	125,147,277.58
	3,190,853,233.88	3,281,919,733.93
	30,000,040.00	40.00
	320,426,718.96	338,445,891.28
	75,396,200.02	75,198,632.42
	37,556,887.49	38,322,914.36
	89,133,204.48	87,042,769.12
	2,313,981.90	897,939.18
	37,073,920.62	38,602,891.13
	1,058,357.57	40,178,064.95
	592,959,311.04	618,689,142.44
	3,783,812,544.92	3,900,608,876.37
	54,000,000.00	5,000,000.00
	173,129,481.80	188,709,323.07
	1,150,525,662.69	1,173,839,364.59
	34,766,706.84	29,148,258.01

	32,142,657.21	56,874,865.38
	51,203,652.09	88,310,339.32
	62,531.25	
	328,832,980.53	122,811,296.42
	1,509,783.33	2,984,783.33
	1,826,173,455.74	1,667,678,230.12

	1,067,880,710.08	1,188,889,457.49
	55,988,304.42	55,988,304.42

	1,055,354,442.39	759,237,235.39
	42,095,649.75	39,908,181.66
	75,198,632.42	75,198,632.42
	4,826,109.71	5,309,272.66
	1,163,615.44	103,292.46
	17,204,424.90	20,000,457.56
	1,058,357.57	40,173,064.95
	1,196,901,232.18	939,930,137.10
	2,540,165,297.60	2,285,618,804.58
	50,000,000.00	
	166,452,759.62	174,099,239.88
	139,412,440.08	143,571,222.48
	18,460,763.90	14,741,315.29
	9,088,564.78	15,971,422.31
	903,674.92	13,872,069.83
	62,531.25	
	292,854,660.84	61,481,352.83
	995,833.33	2,470,833.33
	678,231,228.72	426,207,455.95




	1,009,317,484.77	1,107,441,361.61
	793,139,381.36	834,083,368.22
	5,430,575.59	10,798,875.52
	101,148,125.57	96,701,894.39
	92,391,418.78	117,867,649.44
	-1,820,304.89	6,754,097.11
	19,028,288.36	41,235,476.93
“ ”		
“ ”		-3,968,462.03
		-3,968,462.03
“ ”		
“ ”	7,598,377.92	-39,143,863.01
	28,968,409.96	14,132,721.03
	1,126.80	224,234.50
	974,532.61	2,815,440.00
	46,248.90	193,235.56
“ ”	35,592,255.27	-27,826,581.98
	6,029,630.33	3,174,542.70
“ ”	29,562,624.94	-31,001,124.68
	28,709,642.86	-32,646,488.81
	852,982.08	1,645,364.13
1.		

2.		
1.		
2.		
3.		
4.		
5.		
6.		
	29,562,624.94	-31,001,124.68
	28,709,642.86	-32,646,488.81
	852,982.08	1,645,364.13
	0.09	-0.1
	0.09	-0.1
	0.00	0.00

4

	498,907,904.65	586,595,618.17
	389,239,692.43	474,906,015.17
	1,528,245.64	3,705,902.14
	77,456,259.82	76,545,480.33

“ ”	-7,997,525.82	-41,177,648.53
	23,612,109.82	6,089,516.23
	51.28	211,000.00
	815,831.09	2,434,061.88
	9,255.52	137,150.22
“ ”		



	49,120,783.12	12,146,227.24
	65,916,948.95	-9,538,235.52
	50,000,000.00	175,000,000.00
	15,143,584.20	42,925,507.86
	65,143,584.20	217,925,507.86
	5,016,643.47	208,000,000.00
	10,617,480.76	8,265,821.57
	9,801,780.75	2,038,893.00
	25,435,904.98	218,304,714.57
	39,707,679.22	-379,206.71
	-581,263.46	1,280,721.22
	14,437,345.61	-189,432,503.38
	410,606,500.03	521,024,176.14
	425,043,845.64	331,591,672.76

6

	562,423,474.50	636,291,255.63
		1,244.84
	76,267,979.52	300,015,361.35
	638,691,454.02	936,307,861.82
	398,639,823.07	500,960,884.86
	58,163,034.80	61,385,121.45
	19,686,050.21	42,423,293.24
	221,407,371.69	456,578,812.76
	697,896,279.77	1,061,348,112.31
	-59,204,825.75	-125,040,250.49

	115,000,000.00	
		6,000.00
	115,000,000.00	6,000.00
	5,630,487.39	2,401,862.60
	5,630,487.39	2,401,862.60

Xq!-. pÜV 'T

	312,000,000.00				1,188,889,457.49				55,988, 304.42		451,249 ,439.26	222,418 ,395.08	2,230,5 45,596. 25
	312,000,000.00				1,188,889,457.49				55,988, 304.42		451,249 ,439.26	222,418 ,395.08	2,230,5 45,596. 25
“ ”					-121,008,747.41						19,349, 642.86	-173,25 5,477.5	2

3													
4					-121,008,747.41								-121,008,747.41
													1
													-9,360,000.00
													-9,360,000.00

	312,000,000.00				1,067,880,710.08				55,988,304.42		470,599,082.12	49,162,917.56	1,955,631,014.18

	312,000,000.00				1,166,656,282.91				55,988,304.42		383,783,643.89	294,757,962.04	2,213,186,193.26	

					22,233,174.58								-94,781,094.17	-72,547,919.59
1													-94,781,094.17	-94,781,094.17
2														
3														
4					22,233,174.58									22,233,174.58
1														
2														
3														
4														
1														
2														

3													
4													
1													
2													
	312,000,000.00				1,188,889,457.49				55,988,304.42		451,249,439.26	222,418,395.08	2,230,545,596.25

8

	312,000,000.00				1,223,597,852.13				55,988,304.42		267,705,192.08	1,859,291,348.63	

										12,002,720.25	12,002,720.25
											0.25
1											

	312,000,000.00				1,223,597,852.13				55,988,304.42	270,347,912.33	1,861,934,068.88
--	----------------	--	--	--	------------------	--	--	--	---------------	----------------	------------------

	312,000,000.00				1,212,735,452.13				55,988,304.42	291,993,915.66	1,872,717,672.21
	312,000,000.00				1,212,735,452.13				55,988,304.42	291,993,915.66	1,872,717,672.21
“ ”					10,862,400.00					-24,288,723.58	-13,426,323.58
										-24,288,723.58	-24,288,723.58
					10,862,400.00						10,862,400.00
1											
2											
3											
4					10,862,400.00						10,862,400.00

1											
2											
3											
1											
2											
3											
4											
1											
2											
	312,000,000.00				1,223,597,852.13				55,988,304.42	267,705,192.08	1,859,291,348.63

2003

[2003]

11 5
0228

[2003] 3688

2003 11 14

110455

6,000

2016 3 18

914403007542710936

2007 4 11

2007 663

2006 12 31

6,000

7,500

7,500

60,000,000

15,000,000

2016 7 1 ()

19.6875% 2016 7 21 16.70 6,142.50

POI (UPS)

DDF ODF MDF

198 17 1701

30

1		
2		
3		
4		
5		
6		
7		
8		
9		
10		
11		
12		

1

2

1 1 12 31

3

12

4

5

6

8

3

9

1

2

10

1

()

2

3

11

1

	100

2

6		
7-12	5.00%	5.00%
1 2	10.00%	10.00%
2 3	25.00%	25.00%
3 4	45.00%	

4

13

1.

1

2

3

4

2.

22 ——

14

20%

20%

50%

15

16

1

2

		30		3.33
		5		20.00
		10		10.00
		8		12.50
		5		20.00

3

17

18

1

3

19

20

21

1

1

2

	50	
	3 8 10 14 20	
	10	
	10	

	2 10	
--	------	--

2

1

2

1

2

3

4

5

22

23

24

1

2

3

4

25

26

27

28

1

2

3

BOT

15 —

14

4

5

29

1

(1)

2

30

/

()

()

31

1

2

32

33

1

2

34

1

		17% 11% 6% 3%
		7%
		25% 15% 16.5%

	70%/75%	1.2%
--	---------	------

	15%
	15%
	15%
	15%
	15%
	15%
	15%
	15%
	16.5%
	25%

2

1.

1	2014	9	30	GR201444201069	2014	2016	2014
				15%			15%
2	2014	10	14	GR201442000199	2014	2016	2014
				15%			15%
3	2015	8	3	GF201541000027	2015	2017	2015
				15%			15%
4	2015	10	10	GF201544000222	2015	2017	2015
				15%			15%
5	2016	11	21	GR201644201728	2016	2018	2016
				15%			15%

6	2014 12 10								
	“ [2014]256 ”								
	2015 11			2015				“ ”	
7	2014 5 12								
	2014 129								
31				[2011]58				2011 7 27	
				15%				2011 1 1	2020 12
								2014 5 22	
		2013 1 1		2020 12 31				15%	
8	2015 5 19								
	2015 30								
31				[2011]58				2011 7 27	
				15%				2011 1 1	2020 12
								2017 2 16	
		2016 1 1		2020 12 31				15%	
9	2016 11 29								
				GR201653000249					2016
				15%				2016 2018	15%
10									16.5%
11									25%
2.									
				[2011]100 -L Min 5%					

	191,064.40	323,691.96
	424,852,781.24	410,282,808.07
	59,414,710.81	62,484,290.79
	484,458,556.45	473,090,790.82
	15,312,486.03	4,713,474.51

	32,407,973.57	33,938,631.80
	27,005,610.78	28,544,534.23
	1,126.46	1,124.76
	59,414,710.81	62,484,290.79

2

3

4

1

	3,558,651.33	3,601,764.40
	6,143,060.90	3,762,778.73
	9,701,712.23	7,364,543.13

2

3

4


5

1

	22,957,518.23	2.01%	9,363,625.73	40.79%	13,593,892.50	22,957,518.23	2.06%	8,936,998.82	38.93%	14,020,519.41
	1,120,619,125.10	97.99%	72,298,570.90	6.45%	1,048,320,554.20	1,088,954,750.50	97.94%	62,794,717.22	5.77%	1,026,160,033.28
	1,143,576,643.33	100.00%	81,662,196.63	7.14%	1,061,914,446.70	1,111,912,268.73	100.00%	71,731,716.04	44.70%	1,040,180,552.69

	18,021,996.73	7,824,861.05	43.42%	()
	4,935,521.50	1,538,764.68	31.18%	
	22,957,518.23	9,363,625.73	--	--

--	--



5

6

6

1

1	52,491,709.60	88.98%	48,504,337.35	85.16%
1 2	4,378,513.55	7.42%	5,842,848.40	10.26%
2 3	1,776,438.77	3.01%	2,306,150.93	4.05%
3	348,337.42	0.59%	301,255.60	0.53%
	58,994,999.34		56,954,592.28	--

1

	608,750.00	
	920,095.76	
	857,555.27	
	753,449.03	

2

			(%)
	14,501,086.00	1	24.58%
	4,622,187.82	1	7.83%
	3,046,101.85	1	5.16%
	2,947,331.30	1	5.00%

7

8

9

1

	133,199,685.07	100.00%	10,370,961. 21	7.79%	122,828,72 3.86	112,425 ,085.42	100.00%	8,920,014 .50	7.93%	103,505,070.92
	133,199,685.07	100.00%	10,370,961. 21	7.79%						

3	4	4,191,785.28	1,886,303.38	45.00%
4	5	3,047,639.10	1,980,965.42	65.00%
5		586,679.45	586,679.45	100.00%
		133,199,685.07	10,370,961.21	

2

1,450,946.71

0.00

3

4

	63,049,721.14	63,990,166.78
	40,613,665.06	28,139,670.37
	19,640,042.32	19,190,957.12
	9,896,256.55	1,104,291.15
	133,199,685.07	112,425,085.42

5

		4,234,054.30	1	3.18%	211,702.72
		3,364,587.41	1-2	2.53%	336,458.74
		2,591,400.00	1-2	1.95%	259,140.00
		2,400,100.00		1.80%	

		2,182,834.00	1	1.64%	109,141.70
	--	14,772,975.71	--	11.09%	916,443.16

6

7

8

10

1

	58,218,263.00	3,254,960.85	54,963,302.15	50,587,690.71	2,740,818.58	47,846,872.13
	61,582,525.11	2,456,336.42	59,126,188.69	21,983,634.55	1,737,626.76	20,246,007.79
	26,914.20		26,914.20	212,762.92		212,762.92
	894,919,821.56		894,919,821.56	953,615,186.54		953,615,186.54
	435,595,509.05	53,743,646.47	381,851,862.58	436,107,660.03	52,496,147.10	383,611,512.93
	59,559,092.10	11,595,535.80	47,963,556.30	74,043,474.61	6,256,668.18	67,786,806.43
	3,917,745.60		3,917,745.60	2,357,757.77		2,357,757.77
	1,513,819,870.62	71,050,479.54	1,442,769,391.08	1,538,908,167.13	63,231,260.62	1,475,676,906.51

4 —

2

	2,740,818.58	514,142.27			3,254,960.85
	1,737,626.76	718,709.66			2,456,336.42
	6,256,668.18	5,338,867.62			11,595,535.80
	52,496,147.10	1,879,592.18		632,092.81	53,743,646.47
	63,231,260.62	8,451,311.73		632,092.81	71,050,479.54

3

632,092.81

4

	894,919,821.56
	894,919,821.56

11

12

13

		115,000,000.00
	7,192,498.17	7,192,498.17
	2,695,692.74	2,162,163.40
	287,629.46	327,705.53
	9,583.85	300,150.20

		112,333.33
		52,426.95
	10,185,404.22	125,147,277.58

14**1**

4

5

15

1

2

3

16

1

2

3

17

18

1

2

3

19

1

1.	252,512,755.73	235,087,978.49	21,032,293.51	36,793,412.88	545,426,440.61
2.		14,978,483.95	1,782,983.18	2,872,058.26	19,633,525.39
1		13,725,137.46	1,782,983.18	2,509,387.31	18,017,507.95
2					
3		1,253,346.49		362,670.95	1,616,017.44

1					
3.					
1					
4.					
1.	198,308,855.40	98,859,061.87	10,598,287.62	12,660,514.07	320,426,718.96
2.	205,265,519.34	109,695,470.40	10,571,239.99	12,913,661.55	338,445,891.28

2

3

4

5

20

1

15-17	75,198,632.42		75,198,632.42	75,198,632.42	75,198,632.42
AGV	197,567.60		197,567.60		
	75,396,200.02		75,396,200.02	75,198,632.42	75,198,632.42

2

3

21

22

23

1

2

24

25

1

1.	36,285,145.00	3,235,605.23		93,500.00	9,174,011.89	48,788,262.12
2.		134,642.63				134,642.63

4.	36,285,145.00	3,370,247.86		93,500.00	9,174,011.89	48,922,904.75
1.	4,172,791.67	1,291,159.90		56,513.37	4,944,882.82	10,465,347.76
2.	362,851.45	131,122.85		4,674.99	402,020.21	900,669.50
1	362,851.45	131,122.85		4,674.99	402,020.21	900,669.50
3.						
1						
4.	4,535,643.12	1,422,282.75		61,188.36	5,346,903.03	11,366,017.26
1.						
2.						
1						
3.						
1						
4.						
1.	31,749,501.88	1,947,965.11		32,311.64	3,827,108.86	37,556,887.49
2.	32,112,353.33	1,944,445.33		36,986.63	4,229,129.07	38,322,914.36

0.00%

2

26

27

1

	40,820,000.00			40,820,000.00
	20,947,828.86			20,947,828.86
	16,616,716.74			16,616,716.74
	9,552,542.37			9,552,542.37
	7,028,439.33			7,028,439.33
	6,812,083.35			6,812,083.35
	3,026,274.91			3,026,274.91
	2,506,874.32			2,506,874.32
	1,846,140.17			1,846,140.17
		2,090,435.36		2,090,435.36
	109,156,900.05	2,090,435.36		111,247,335.41

2

	9,552,542.37			9,552,542.37
	7,028,439.33			7,028,439.33
	3,026,274.91			3,026,274.91
	2,506,874.32			2,506,874.32
	22,114,130.93			22,114,130.93

28

	823,666.87	1,595,686.64	205,857.05	2,213,496.46
	74,272.31	52,426.72	26,213.59	100,485.44
	897,939.18	1,648,113.36	232,070.64	2,313,981.90

29

/

1

	159,088,181.80	23,708,978.81	142,587,489.34	22,230,048.70
	5,448,227.58	817,234.14	654,888.71	98,233.31
	72,349,101.60	10,899,977.49	98,014,717.93	14,702,207.69
	7,467,009.55	1,120,051.43	7,467,009.53	1,120,051.43
	3,517,858.33	527,678.75	2,265,050.00	339,757.50
			630,616.67	94,592.50
			120,000.00	18,000.00
	247,870,378.86	37,073,920.62	251,739,772.18	38,602,891.13

2

3

		37,073,920.62		38,602,891.13

4

		24,584,370.92	24,584,370.92
		4,914,902.39	6,016,133.30
		29,499,273.31	30,600,504.22

5

--	--	--	--

33

34

	12,786,887.46	27,605,285.22
	160,342,594.34	161,104,037.85
	173,129,481.80	188,709,323.07

0.00

35

1

	1,150,525,662.69	1,173,839,364.59
	1,150,525,662.69	1,173,839,364.59

2

1

--	--	--

████████████████████

	34,766,706.84	29,148,258.01
	34,766,706.84	29,148,258.01

2 **1**

Philippine Long Distance Telephone	2,990,058.94	
	2,990,058.94	--

3

37

1

	56,847,536.28	146,332,063.31	171,097,759.33	32,081,840.26
-	27,329.10	9,704,299.02	9,670,811.17	60,816.95
		257,668.10	257,668.10	
	56,874,865.38	156,294,030.43	181,026,238.60	32,142,657.21

2

1	56,663,037.63	139,708,142.34	164,770,097.04	31,601,082.93
2	31,000.00	251,878.72	251,878.72	31,000.00
3	29,753.69	3,636,897.33	3,526,184.23	140,466.79
	8,736.21	2,896,967.70	2,890,372.15	15,331.76
	614.94	252,699.51	250,228.71	3,085.74
	630.34	323,029.12	321,791.87	

	56,847,536.28	146,332,063.31	171,097,759.33	32,081,840.26
--	---------------	----------------	----------------	---------------

3

1	25,498.90	9,317,370.57	9,285,095.57	57,773.90
2	1,830.20	386,928.45	385,715.60	3,043.05
	27,329.10	9,704,299.02	9,670,811.17	60,816.95

38

	23,613,462.71	57,108,509.43
	22,864,785.59	25,678,013.60
	1,922,624.22	1,016,007.77
	1,072,953.58	1,915,582.30
	923,163.96	1,556,700.71
	188,864.25	188,864.25
	105,336.92	153,902.03
	512,460.86	692,759.23
	51,203,652.09	88,310,339.32

39

	62,531.25	
	62,531.25	

40

41

1

	21,716,138.24	30,505,971.44
	9,292,636.84	25,932,656.08
	22,893,020.93	21,092,312.53
	10,099,009.58	18,515,425.09
	17,102,679.11	14,579,364.53
	236,517,105.00	10,080,000.00
	11,212,390.83	2,105,566.75
	328,832,980.53	122,811,296.42

2

1

	5,080,000.00	
	3,698,235.29	
	2,659,455.16	
	11,437,690.45	--

42

43

44

	1,509,783.33	2,984,783.33
	1,509,783.33	2,984,783.33

						/	
2012	393,010.00		196,505.00	256,975.00	453,480.00		*1
	120,940.00		60,470.00	-	60,470.00		*2
	116,666.66		100,000.00	-	16,666.66		*3
	291,666.67		250,000.00	-	41,666.67		*4
2015	2,062,500.00		1,125,000.00	-	937,500.00		*5
	2,984,783.33		1,731,975.00	256,975.00	1,509,783.33		

*1

“ [2013]27 ”

2012

2

3,930,100.00

2013

10

2017 1-6

196,505.00

*2

“ 2011 170”

604,700.00

2013

5

2017 1-6

60,470.00

*3

2011 81

“

”

40

2015

2

2017 1-6

100,000.00

*4

2015

[2015]320

100

2015

2

2017 1-6

250,000.00

*5

2015

242

20150164“

”

450

2015

2

2017 1-6

1,125,000.00

45

1

46

1

2

3

4

47

1

48

1

2

49

50

		120,000.00	
		120,000.00	--

51

	2,265,050.00		256,975.00	2,008,075.00	
	2,265,050.00		256,975.00	2,008,075.00	--

						/
2012	1,965,050.00			256,975.00	1,708,075.00	
2015	300,000.00				300,000.00	
	2,265,050.00			256,975.00	2,008,075.00	--

52

53

		+ -					
	312,000,000.00					312,000,000.00	

55

	1,101,906,389.24		121,008,747.41	980,897,641.83
	86,983,068.25			86,983,068.25
	1,188,889,457.49		121,008,747.41	1,067,880,710.08

29.9044%

121,008,747.41

56

57

58

59

	55,988,304.42			55,988,304.42
	55,988,304.42			55,988,304.42

60

		451,249,439.26	383,783,643.89
		451,249,439.26	383,783,643.89
		28,709,642.86	67,465,795.37
		9,360,000.00	
		470,599,082.12	451,249,439.26

	6,482,386.15	5,645,370.53
	101,148,125.57	96,701,894.39

64

	32,986,028.50	37,003,902.89
	22,189,362.93	30,267,825.42
	7,173,744.77	10,629,525.24
	3,873,391.07	3,311,785.70
	4,825,267.77	2,850,415.80
	3,830,297.17	2,618,773.30
	1,711,968.55	2,642,645.00
	2,969,349.05	2,515,526.62
	12,832,008.97	26,027,249.47
	92,391,418.78	117,867,649.44

65

	2,387,691.22	9,203,493.08
	5,399,304.90	2,664,317.92
	1,027,248.00	-1,196,153.84
	164,060.79	1,411,075.79
	-1,820,304.89	6,754,097.11

66

	10,576,976.63	21,990,166.83
	8,451,311.73	19,245,310.10

	19,028,288.36	41,235,476.93
--	---------------	---------------

67

68

		-3,968,462.03
		-3,968,462.03

69

70

	1,126.80	224,234.50	3,609.12
	1,126.80	224,234.50	3,609.12
	4,721,184.19	9,123,911.28	4,721,184.19
	23,583,400.00	2,160,000.00	23,583,400.00
	662,698.97	2,624,575.25	660,216.65
	28,968,409.96	14,132,721.03	28,968,409.96

				/
		1,612,515.57	2,781,470.72	
PECVD(-	1,488,208.56	
		-	2,610,000.00	

		-	156,300.00	
		-	90,000.00	
		30,000.00	20,000.00	
2015		18,000.00	92,000.00	
2015		-	5,000.00	
2016		300,000.00	50,000.00	
2016		-	40,000.00	
2014		-	51,957.00	
2015	17	-	7,000.00	
		250,000.00	250,000.00	
		100,000.00	100,000.00	
2015		1,125,000.00	1,125,000.00	
2012		196,505.00	196,505.00	

	974,532.61	2,815,440.00	974,532.61
--	------------	--------------	------------

72

1

	4,440,312.11	12,188,090.05
	1,589,318.22	-9,013,547.35
	6,029,630.33	3,174,542.70

2

	35,592,255.27
/	5,338,838.29
	282,383.54
	-178,331.25
	586,739.75
	6,029,630.33

73

74

1

	1,429,688.33	2,966,544.60
	5,399,304.90	1,738,501.32
	112,568,695.06	99,612,491.12
	119,397,688.29	104,317,537.04

2

	141,641,433.72	139,253,712.69
	110,092,866.68	140,315,429.98
	251,734,300.40	279,569,142.67

3

4

5

	15,143,584.20	42,925,507.86
	15,143,584.20	42,925,507.86

6

	9,801,780.75	2,038,893.00
	9,801,780.75	2,038,893.00

75

1

--	--	--

1	--	--
	29,562,624.94	-31,001,124.68
	19,028,288.36	41,235,476.93
	28,361,387.27	27,787,063.29
	900,669.50	2,455,989.10
	232,070.64	1,722,555.00
“ ”	46,248.90	-30,998.94
“ ”	2,387,691.22	7,922,771.86
“ ”	-	3,968,462.03
“ ”	1,528,970.51	-9,060,968.44
“ ”	25,088,296.51	148,603,741.18
“ ”	-56,816,550.41	-24,506,298.84
“ ”	-140,925,716.54	-349,892,450.86
	-90,606,019.10	-180,795,782.37
2	--	--
3	--	--
	425,043,845.64	331,591,672.76
	410,606,500.03	521,024,176.14
	14,437,345.61	-189,432,503.38

2

3

4

	425,043,845.64	527,682,252.78
	425,043,845.64	527,682,252.78

79

80

1

1

	2017 03 22	13,000,000.00	100.00%		2017 03 22		15,816,313.73	2,341,875.11

2

--		13,000,000.00
		13,000,000.00
		10,909,564.64
/		2,090,435.36

3

	44,625,739.18	44,625,739.18

	2,355,752.75	2,355,752.75
	23,018,589.57	23,018,589.57
	15,784,757.13	15,784,757.13
	1,415,961.21	1,415,961.21
	2,344.66	2,344.66
	33,716,174.54	33,716,174.54
	30,281,987.47	30,281,987.47
	10,909,564.64	10,909,564.64
	10,909,564.64	10,909,564.64

4

5

6

2

1

2

3

3

4

5

6

1

1



					100.00%	
					100.00%	
					100.00%	
					100.00%	
					100.00%	
					100.00%	
					100.00%	
					100.00%	
					100.00%	
					100.00%	
				100.00%		
				100.00%		
				100.00%		

90.00%

	1.05%	221,839.63		12,286,183.11
	49.00%	774,493.43		36,020,085.43

3

	1,568,220,479.73	78,910,840.35	1,647,131,320.08	973,768,220.72		973,768,220.72	1,676,218,900.82	79,478,377.56	1,755,697,278.38	1,094,492,439.77		1,094,492,439.77
	82,112,557.86	2,803,204.84	84,915,762.70	10,617,248.80		10,617,248.80	91,136,352.03	2,437,056.63	93,573,408.66	10,855,493.59		10,855,493.59

	504,654,181.34	12,158,260.76	12,158,260.76	-81,201,747.01	472,298,027.25	1,081,336.90	1,081,336.90	-36,744,040.60
	25,797,303.63	1,580,598.83	1,580,598.83	322,167.48	45,825,271.88	11,652,950.69	11,652,950.69	-8,631,278.01

4

5

2

1

2017 5 20

7

7

26.9044%

95.7745%

2016 12 31

2

/	296,117,207.00
--	296,117,207.00
/	296,117,207.00
/	175,108,459.59

4

5

6

7

8

4

5

6

1.

1

2017 06 30

	2017 6 30	2016 12 31
-	7,103,590.44	62,717,754.42
-	142,506.77	1,012,640.13
-	2,323,172.33	1,564,002.88
-	4,485,546.96	13,150,488.73
-	29,912.96	123,524.30
-	-	193,435.63
-	1,349,737.95	8,567,229.48
-	61,277.52	833,176.28
-	42,788.13	40,489.66
-	38,800.00	495,301.80
-	65,850.00	
-	-	

2

6 30

54,000,000.00

2017

3

2.

2017 6 30

111,535,504.17

3.

2017 6 30

	484,458,556.45				484,458,556.45
	9,701,712.23				9,701,712.23
	1,143,576,643.33				1,143,576,643.33
	133,199,685.07				133,199,685.07
	54,000,000.00				54,000,000.00
	173,129,481.80				173,129,481.80
	1,150,525,662.69				1,150,525,662.69
	328,712,980.53				328,712,980.53
	32,142,657.21				32,142,657.21
	62,531.25				62,531.25

1

1

2017 06 30

5%

3,125 992.26

2

1

2

3

4

5

6

7

8

9

1

			2,000,000,000.00	19.69%	19.69%
			9,000,000,000.00	4.77%	4.77%

24.4561%

2

3

4

	5%
	5%
Run Liang Tai Management Limited	

5

1

2 / /

3

4

		5,000,000.00	2015 12 25	2017 12 25	
		5,000,000.00	2015 04 23	2017 04 23	
		5,000,000.00	2015 09 15	2017 09 15	
		10,000,000.00	2015 01 30	2017 01 30	
		10,000,000.00	2015 01 09	2017 01 09	
		500,000.00	2015 12 08	2017 12 08	
		2,500,000.00	2015 08 14	2017 08 14	

5

6

7

	300,000.00	
	366,234.00	180,034.00
	273,251.70	246,564.19
	235,947.33	
	94,182.20	47,564.04
	60,000.00	
	60,000.00	
	60,000.00	

8

1

2

3

4

5

1

	2017	2018	2019	2020	2021
--	------	------	------	------	------

3

1

2

3

4

1

1

2

2

3

1

2

4

5

6

1

2

3

4

7

8

1

1

	18,021,996.73	2.78%	7,824,861.05	43.42%	10,197,135.68	18,021,996.73	2.65%	7,456,342.37	41.37%	10,565,654.36
	629,170,771.31	97.22%	43,105,883.07	6.85%	586,064,888.24	660,838,199.14	97.35%	34,668,310.17	5.25%	626,169,888.97
	607,713,424.06	93.90	43,105,883.07	7.09	564,607,540.99	644,367,933.19	94.92	34,668,310.17	5.38	609,699,623.02
	21,457,347.25	3.32			21,457,347.25	16,470,265.95	2.43	-	-	16,470,265.95
	647,192,768.04	100%	50,930,744.12		596,262,023.92	678,860,195.87	100.00%	42,124,652.54		636,735,543.33

	18,021,996.73	7,824,861.05	43.42%	
	18,021,996.73	7,824,861.05	--	--

1			
6	307,059,308.96		
7-12	144,550,548.64	7,227,527.43	5.00%
1	451,609,857.60	7,227,527.43	
1 2	80,300,817.77	8,030,081.78	10.00%
2 3	56,607,129.36	14,151,782.34	25.00%

3	4	8,783,105.12	3,952,397.31	45.00%
4	5	1,909,771.44	1,241,351.44	65.00%
5		8,502,742.77	8,502,742.77	100.00%
		607,713,424.06	43,105,883.07	

2

8,806,091.50

0.00

3

4

				(%)	
	23,967,060.52	2		3.70%	457,770.81
	19,826,682.58	6		3.06%	0.00
	18,922,603.94	2		2.92%	370,623.73
	18,021,996.73	3		2.78%	7,824,861.05
	17,504,982.97	3		2.70%	1,498,127.51
	98,243,326.74			15.18%	10,151,383.09

5

6

2

1

	172,470, 666.28	100.00%	2,083,08 4.56	1.21%	170,387,5 81.72	107,643 ,065.14	100.00%	1,587,227 .14	1.47%	106,055,83 8.00
	41,012,2 36.34	23.78	2,083,08 4.56	5.08	38,929,15 1.78	27,720, 178.53	25.75	1,587,227 .14	5.73	26,132,951. 39
	131,458, 429.94	76.22	-	-	131,458,4 29.94	79,922, 886.61	74.25			79,922,886. 61
	172,470, 666.28	100.00%	2,083,08 4.56	1.21%	170,387,5 81.72	107,643 ,065.14	100.00%	1,587,227 AC / P AMCI		

2

495,857.42

0.00

3

4

	20,621,010.88	81,615,144.28
	11,857,421.33	12,841,446.35
	134,067,073.76	12,524,091.02
	5,925,160.31	662,383.49
	172,470,666.28	107,643,065.14

5

		53,074,993.17	1-2	30.77%	
		30,001,000.00	0-6	17.39%	
		19,320,000.00	0-6	11.20%	
		16,930,752.06	1-2	9.82%	
		9,005,000.00	0-6	5.22%	
	--				

7

8

3

	1,055,354,442.39		1,055,354,442.39	759,237,235.39		759,237,235.39
	1,055,354,442.39		1,055,354,442.39	759,237,235.39		759,237,235.39

1

	44,950,000.00			44,950,000.00		
	350,000,000.00			350,000,000.00		
	364,287,235.39	296,117,207.00		660,404,442.39		
	759,237,235.39	296,117,207.00		1,055,354,442.39		

2

3

4

	498,088,984.38	388,193,437.27	586,264,400.74	474,699,398.47
	818,920.27	1,046,255.16	331,217.43	206,616.70

	498,907,904.65	389,239,692.43	586,595,618.17	474,906,015.17
--	----------------	----------------	----------------	----------------

5

6

1

	-9,423.77	
	4,691,184.19	
	23,312,116.93	
	3,724,874.78	
	671,073.36	

3

1

2

3

4

2017

2017 8 3