



2013

2013 08 19

)

(

1

2

3

..... 2

..... 7

..... 9

..... 10

..... 16

..... 22

..... 26

..... 27

..... 123

			002313
	SUNSEA Telecommunications Co., Ltd.		
	SUNSEA		

	1 107	1 107
	0755-26616666	0755-86185752
	0755-26030222	0755-26030222-3218
	pengjian@sunseagroup.com	fanglingling@sunseagroup.com

1

2012

2

2012

3

	2012 11 09		440301501132494	440301754271093	75427109-3
	2013 05 21		440301501132494	440301754271093	75427109-3

4

			%
	1,021,889,443.29	813,766,756.14	25.58%
	110,542,016.92	91,451,299.79	20.88%
	107,704,693.64	88,835,751.89	21.24%
	-198,500,620.78	-29,958,287.99	562.59%
/	0.35	0.35	-
/	0.35	0.35	-
%	5.44%	8.49%	-3.05%
			(%)
	3,670,956,335.86	3,217,368,731.83	14.1%
	2,044,033,199.19	1,954,925,532.27	4.56%

	-16,919.76	
	3,113,241.90	
	1,044,004.32	
	273,675.90	
	1,029,327.28	
	2,837,323.28	--

1 —

1 —

2013
130

2013
FTTH 2500 3G 1 3500

“ ”
3G 18 18000 WLAN 4M

70%

4G TD-LTE“ ” 4G 4G ODN

4G

OEM ODN

1 25.58%

1 FTTH ODN

FTTH OEM

4G ODN FTTH

2 FTTH

4G

3

4 BT “ - ” 20 4G

			%	
	1,021,889,443.29	813,766,756.14	25.58%	
	678,263,667.16	535,482,476.07	26.66%	
	74,385,235.02	99,266,615.65	-25.07%	
	101,970,314.97	64,397,567.81	58.34%	
	4,394,432.05	2,819,706.04	55.85%	
	21,140,396.19	14,664,843.09	44.16%	
	29,596,405.88	21,128,256.73	40.08%	
	-198,500,620.78	-29,958,287.99	562.59%	
	-111,460,545.73	-136,417,273.86	-18.29%	
	113,129,760.99	892,060,045.83	-87.32%	
	-197,358,905.29	725,862,055.98	-127.19%	

			(%)			
--	--	--	-----	--	--	--

				%	%	%
	1,019,403,068.32	675,900,925.13	33.7%	25.85%	27.26%	-0.73%
	384,170,532.36	251,460,226.83	34.54%	-30.69%	-31.56%	0.83%
	263,624,506.45	158,262,378.37	39.97%	61.79%	63.46%	-0.61%
	11,942,963.75	7,735,259.02	35.23%	4.6%	4.08%	0.32%
	341,062,929.19	248,605,190.04	27.11%	319.06%	318.16%	0.16%
	18,602,136.57	9,837,870.87	47.11%	-	-	-
	969,034,106.37	641,758,490.30	33.77%	31.3%	33.16%	-0.93%
	50,368,961.95	34,142,434.83	32.22%	-29.99%	-30.59%	0.59%

1

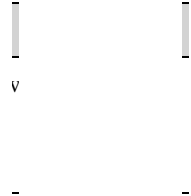



1

		%
43,587,000.00	58,469,000.00	-25.45%
		%
		51%
		51%
		51%
		65%
		100%

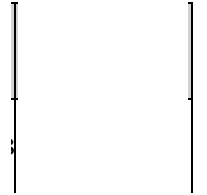
2

- -

3



4



	7,500	0	7,500		
	7,500	0	7,500	--	--
	2011 09 06				
	www.cninfo.com.cn				
	2011-043				

2013 1-9

2013 1-9

2013 1-9 %	20%		50%
2013 1-9	17,322.73		21,653.42
2012 1-9	14,435.61		
	1	4G	2

2013 5 2	2012	2012	24,527
10	3	10 3	2012
2013 5 9	2013 5 10		31,885.10

2013/1/11					

2013/3/13					
2013/4/10					
2013/4/11					
2013/4/24					
2013/5/7					
2013/5/8				Matchpoint	
2013/5/15					
2013/5/22					
2013/5/23					
2013/5/30					
2013/6/27					

1

2

3

3

7

4

1

3

5

6

7

1

						(%)				
	51%	1,377				0.57%			2013 01 23	2013-011

2

3

2012 12 21 < >

2013 1 14 < >

548

2013 3 8

3

175 171

11 —

2013 3 7

2013 2 4 2013

2013 2 26

2013 2 26 175

548 527

1

2013-028

2013 3 7

2013 5 15

”

“ ” “

2013 5 17

2013-044

2013 5 17

2013 7 5

7

“ ” “

”

7

2013 7 9

2013-058

2013 7 9

1

2

3

4

5

1

1

2

3

2

3

4

5%

		36	2012 7 18	2012 07 16	3

		3 18	36	2012 7	2012 07 16	3
	IDGVC	4 7	18 36	2012	2011 11 20	3
		5 7	18 12	2012	2012 07 16	1
	IDGVC				2008 09 30	
					2008 09 30	
					2008 09 30	

		(%)						(%)	
	99,250,000	41%	5,270,000		31,356,000		36,626,000	135,876,000	43%
3	99,250,000	41%	4,720,000		31,191,000		35,911,000	135,161,000	42%
	95,550,000	40%			28,665,000		28,665,000	124,215,000	39%
	3,700,000	2%	4,720,000		2,526,000		7,246,000	10,946,000	3%
5			550,000		165,000		715,000	715,000	0%
	140,750,000	59%			42,225,000		42,225,000	182,975,000	57%
1	140,750,000	59%			42,225,000		42,225,000	182,975,000	57%
	240,000,000	100%	5,270,000		73,581,000		78,851,000	318,851,000	100%

1 2013

2013 3 8

24,000

24,527

2 2013 5 2

2012

2 1

2012

2 2012 2013 5 9 2013 5 10
 2013 5 10

1 ,
 “ ” “ ”
 2 527 “ ”
 “ ” “ ”

2013 5 15

“ ” “ ”
 ” 78,000

2013 7 5

” “ ” “ ”
 ” 7 “ ” “ ”
 ” 7 539,500

1 2013

171 527 3,905.07 : 527
 3,378.07 24,000 24,527
 2 2013 5 10 2012 10 3 24,527 31,885.10

							16,807	
5%								
		%						
		24.16%	77,025,000	17,775,000	77,025,000	0		
		13.84%	44,135,000	5,885,000	0	44,135,000		3,900,000

IDGVC EVERBRIGHT HOLDINGS LIMITED		9.17%	29,250,000	6,750,000	0	29,250,000		
		5.93%	18,900,000	-11,100,000	0	18,900,000		
		1.75%	5,590,000	5,590,000		5,590,000		
-022L-CT001		1.63%	5,200,000	1,200,000	5,200,000			
		1.63%	5,200,000	1,200,000	5,200,000			
2		1.63%	5,200,000	1,200,000	5,200,000			

		1,578,000		1,578,000
		1,457,677		1,457,677
(LOF)		1,335,414		1,335,414
		1,189,753		1,189,753
10	10	20.911%	IDGVC Everbright Holdings Limited	0.3333% IDG 2.9463%
		1,540,000		

4,300,000

2012

5,590,000

5,590,000

1.75%

								130,000	130,000
								195,000	195,000
								195,000	195,000
								195,000	195,000
	--	--	0	0	0	0	0	715,000	715,000

2013 7 5

2013





7

7

2013 7 5

1

	563,602,620.86	748,176,318.34
	7,380,494.27	47,963,266.60
	1,250,868,608.61	931,061,724.32
	119,243,075.33	97,862,653.13
		311,611.16
	82,941,734.68	54,523,995.89
	909,052,777.24	711,487,639.20
	2,933,089,310.99	2,591,387,208.64



	568,288.87	325,731.69
	102,387,541.99	70,021,210.61
		300,000.00
	1,352,380,952.26	1,037,912,869.98
	39,195,416.08	40,141,957.98
	39,195,416.08	40,141,957.98
	1,391,576,368.34	1,078,054,827.96
	318,851,000.00	240,000,000.00
	1,199,405,222.90	1,226,109,572.90
	52,850,255.29	52,850,255.29
	472,926,721.00	435,965,704.08
	2,044,033,199.19	1,954,925,532.27
	235,346,768.33	184,388,371.60
	2,279,379,967.52	2,139,313,903.87
	3,670,956,335.86	3,217,368,731.83

2

	433,865,793.57	615,388,661.26
	6,170,631.38	46,577,654.60
	1,030,328,830.83	740,207,193.17
	79,772,633.56	79,210,548.45
	717,496,311.32	504,984,722.86
	316,856,600.57	343,252,064.01
	2,584,490,801.23	2,329,620,844.35
	291,226,334.85	241,226,334.85
	69,109,211.64	70,775,975.11
	7,220,083.12	6,798,847.61

	478,626.58	1,521,501.70
	3,728,879.47	2,859,529.80
		323,182,189.07
	2,956,253,936.89	2,652,803,033.42
		200,000,000.00
	230,828,013.95	185,821,526.71

	52,850,255.29	52,850,255.29
	420,933,896.50	406,973,645.63
	1,988,097,953.87	1,921,991,053.00
	2,956,253,936.89	2,652,803,033.42

3

	1,021,889,443.29	813,766,756.14
	1,021,889,443.29	813,766,756.14
	880,097,707.12	711,854,939.39
	678,263,667.16	535,482,476.07
	16,230,765.28	8,207,301.35
	74,385,235.02	99,266,615.65
	101,970,314.97	64,397,567.81
	4,394,432.05	2,819,706.04
	4,853,292.64	1,681,272.47
“ ”		
“ ”		

“ ”		
“ ”	141,791,736.17	101,911,816.75
	4,282,270.20	3,408,026.73
	141,943.74	94,940.25
	98,706.41	22,669.82
“ ”	145,932,062.63	105,224,903.23
	21,140,396.19	14,664,843.09
“ ”	124,791,666.44	90,560,060.14
	110,542,016.92	91,451,299.79
	14,249,649.52	-891,239.65
	--	--
	0.35	0.35
	0.35	0.35
	124,791,666.44	90,560,060.14
	110,542,016.92	91,451,299.79
	14,249,649.52	-891,239.65

4

	657,670,418.46	731,178,392.42
	440,330,259.67	485,883,567.56
	5,618,123.89	5,634,924.62
	57,603,345.88	86,194,733.89
	45,671,311.00	35,261,758.20
	2,067,681.40	2,940,486.65
	7,214,433.68	1,582,375.95
“ ”		
“ ”		

“ ”	99,165,262.94	113,680,545.55
	1,323,494.83	2,603,106.50
	75,419.15	26,236.30
	51,531.15	22,610.20

	12,872,087.75	
--	---------------	--

	576,705,436.13	475,292,271.06
	146,974,856.57	102,172,840.70
	81,441,568.59	48,813,521.79
	193,014,098.94	160,994,507.10
	998,135,960.23	787,273,140.65
	-198,500,620.78	-29,958,287.99
	63,800.00	70,000.00
	63,800.00	70,000.00
	83,072,580.32	88,628,315.28
	28,451,765.41	47,858,958.58
	111,524,345.73	136,487,273.86
	-111,460,545.73	-136,417,273.86
	42,550,700.00	789,106,000.00
	3,500,000.00	15,106,000.00
	464,992,716.61	215,000,000.00
	507,543,416.61	1,004,106,000.00
	300,800,000.00	33,163,660.91
	80,828,447.81	32,922,685.51

	12,785,207.81	45,959,607.75
	394,413,655.62	112,045,954.17
	113,129,760.99	892,060,045.83
	-527,499.77	177,572.00
	-197,358,905.29	725,862,055.98
	718,940,944.93	236,765,160.24
	521,582,039.64	962,627,216.22

6

	509,881,388.27	646,899,883.01
	82,102.37	
	77,583,628.10	42,299,424.08
	587,547,118.74	689,199,307.09
	337,428,624.67	442,741,074.22
	81,646,804.75	84,528,534.09
	54,989,404.38	40,506,280.97
	355,751,474.73	324,090,341.40
	829,816,308.53	891,866,230.68
	-242,269,189.79	-202,666,923.59
	18,500.00	16,000.00
	18,500.00	16,000.00
	7,434,476.72	16,020,432.49
	50,000,000.00	0.00

	57,434,476.72	16,020,432.49
	-57,415,976.72	-16,004,432.49
	39,050,700.00	774,000,000.00
	460,000,000.00	210,000,000.00
	499,050,700.00	984,000,000.00
	300,000,000.00	30,000,000.00
	80,363,882.85	32,789,850.84
	741.41	45,959,607.75
	380,364,624.26	108,749,458.59
	118,686,075.74	875,250,541.41
	-524,518.33	175,184.03
	-181,523,609.10	656,754,369.36
	586,818,693.05	156,419,018.49
	405,295,083.95	813,173,387.85

7

	240,000	1,226,10			52,850,		435,965,		184,388,3	2,139,313,
	,000.00	9,572.90			255.29		704.08		71.60	903.87

	240,000,000.00	1,226,109,572.90			52,850,255.29		435,965,704.08		184,388,371.60	2,139,313,903.87
“ ”	78,851,000.00	-26,704,350.00					36,961,016.92		50,958,396.73	140,066,063.65
							110,542,016.92		14,249,649.52	124,791,666.44
8 -										-

2										
	318,851,000.00	1,199,405,222.90			52,850,255.29		472,926,721.00		235,346,768.33	2,279,379,967.52

	100,000,000.00	594,194,186.45			35,587,727.52		311,799,462.54		74,824,081.87	1,116,405,458.38
	100,000,000.00	594,194,186.45			35,587,727.52		311,799,462.54		74,824,081.87	1,116,405,458.38
“ ”	140,000,000.00	631,915,386.45			17,262,527.77		124,166,241.54		109,564,289.73	1,022,908,445.49
							171,428,769.31		8,016,562.33	179,445,331.64
							171,428,769.31		8,016,562.33	179,445,331.64
	40,000,000.00	731,460,000.00							101,547,727.40	873,007,727.40
1	40,000,000.00	731,460,000.00							101,547,727.40	873,007,727.40
2										
3										
					17,262,527.77		-47,262,527.77			-30,000,000.00
1					17,262,527.77		-17,262,527.77			

2	
3	



	78,851,000	-26,704,35					13,960,250	66,106,900
“ ”	.00	0.00					.87	.87
							87,541,250	87,541,250
							.87	.87
							87,541,250	87,541,250
							.87	.87
	5,270,000.	46,876,650						52,146,650
	.00	.00						.00
1	5,270,000.	33,780,700						39,050,700
	.00	.00						.00
2		13,095,950						13,095,950
		.00						.00
3								
							-73,581,00	-73,581,00
							0.00	0.00
1								
2								
3							-73,581,00	-73,581,00
							0.00	0.00
4								
	73,581,000	-73,581,00						
	.00	0.00						
1	73,581,000	-73,581,00						
	.00	0.00						
2								
3								
4								
1								
2								
	318,851,00	1,195,462,			52,850,255		420,933,89	1,988,097,

	0.00	802.08			.29		6.50	953.87
--	------	--------	--	--	-----	--	------	--------

	100,000,00	590,707,15			35,587,727		281,610,89	1,007,905,
	0.00	2.08			.52		5.71	775.31
	100,000,00	590,707,15			35,587,727		281,610,89	1,007,905,
	0.00	2.08			.52		5.71	775.31
“ ”	140,000,00	631,460,00			17,262,527		125,362,74	914,085,27
	0.00	0.00			.77		9.92	7.69
							172,625,27	172,625,27
							7.69	7.69
							172,625,27	172,625,27
							7.69	7.69
	40,000,000	731,460,00						771,460,00
	.00	0.00						0.00
1	40,000,000	731,460,00						771,460,00
	.00	0.00						0.00
2								
3								
					17,262,527		-47,262,52	-30,000,00
					.77		7.77	0.00
1					17,262,527		-17,262,52	0.00
					.77		7.77	
2								
3							-30,000,00	-30,000,00
							0.00	0.00
4								
	100,000,00	-100,000,0						
	0.00	00.00						

1	100,000,00 0.00	-100,000,0 00.00						
2								
3								
4								
1								
2								
	240,000,00 0.00	1,222,167, 152.08			52,850,255 .29		406,973,64 5.63	1,921,991, 053.00

	10,000	2011 12 31	100,000,000
10 10 100,000,000		200,000,000	1.00
20,000	20,000	2012 6 29	
2011 7 8		2011 8 2 2011	
[2012]479			
2012 6 15		(A)4,000	1.00
20.00		24,000 2012 7 4	
		2012 7 27	
2013 2 4	2013		
527		171	7.41
	24,527		
2013 4 7		2013 5 2	2012
10 3		7,358.10	1
7,358.10			
2013 6 30		31,885.10	

“ ” ODF
MDF DDF

1 107

()

3P0M1S1R1GTgf

1

6 30 x I 2006 2 15
 —— 38
 “ ” 15 ——
 2010

3

1 1 12 31

4

5

1

2

12

12

45

6

1

,

“

”

±

8

1

2

“ ”
“ ”

9

1

, :

:

2

A.

B.

C.

A.

B.

13 —

14 —

3

4

5

1 98# a

2

	(%)	(%)
6	0%	0%
7-12	5%	5%
1 2	10%	10%
2 3	25%	25%
3 4	45%	45%
4 5	65%	65%
5	100%	100%

3

11**1****2**

3

4

5

12

1

2

8 —

2007 1 1

6 1 “ ”

3

4

13

14**1****2****3**

		%	%
	10	0%	10%
	5	0%	20%
	8	0%	12.5%
	30	0%	3.33%
	5	0%	20%

4

5

15

1

2

3

16

1

2

3

3

4

17

18

19

1

2

3

4

5

6

20

21

22

1

1

2

3

2

23

1

2

3

4

5

6

1

2

3

4

24

26

1

2

27

1

a

b

2

28

1

1

2

2

1

2

3

29

1

2

1

2

30

31

32

1

2

33

1

2

		17%			6%
		3%			
		3%-6%			
		7%			
		25%	15%	12.5%	

15% 12.5%
1%

4% 25%

2

1 2011 10 31

GF201144200114 2011
15% 2011 2013 15%

2 (“ ”) 2011 10 28

GR201144200716 2011
15% 2011 2013 15%

3 (“ ”)
“ ” 2012 11 6

GR201241000146 2012
15% 2012 2014 15%

4 (“ ”) 2012 11 26

GR201244000778
2012 15%

2012 2014 15%

5 (“ ”)

“ ” 2013 5 28

[2013] 129 2012 12 1 2014 12 31 50%
2012 2014 12.5%

3

1

1

								(%)	(%)				
				50,000,000		44,950,000.00		100%	100%		0.00		

				10,000,000		10,000,000		100%	100%				
--	--	--	--	------------	--	------------	--	------	------	--	--	--	--

2

3

								(%)	(%)				
				89,920,900.00		104,286,334.85		100%	100%		0.00		

				100,000,000.00		111,990,000.00		100%	100%		0.00		
				15,000,000.00		21,100,000.00		51%	51%		18,021,792.66		

6,000,000.00

				15,500,000.00		16,070,000.00		51%	51%		16,485,584.54		
				10,000,000.00		21,420,000.00		51%	51%		24,017,355.96		
				5,000,000.00		25,000,000.00		51%	51%		12,125,124.97		
				10,000,		13,744,		51%	51%		15,565,		

				000.00		500.00					444.69		
				10,060,000.00		9,639,000.00	51%	51%			7,079,754.91		

2

3

5

2012 10 30 (“ ”)

“ ” 51%

“ ” 2,244 51%

505 1,000 2013 2 22

2013 2 1,122 252.45 2013 3

2012 11 13 (“ ”)

“ ” 51%

5,000 2012 12 28

2013 1 12 2,500 2013 1

2013 1 21 “ ”

51% “ ” 1,377

51% 2013 4 2 2013 4 12

688.5 2013 4

650

“ ” 2013 1 24 1,000

65% 35% 2013 1

” 2013 3 18 1,000 “

2013 3 100%

5

0

4

	24,745,152.99	5,077,226.77
	31,766,213.66	5,086,398.70
	14,448,479.40	1,229,732.98
	9,561,251.55	-438,748.45
	10,016,783.54	16,783.54

5

6

(1)	39,969,357.63	
(2)	11,357,794.37	
(3)	7,028,439.33	

(4)	5,867,308.45	

(1)

:2012 11 13

“ ”
51% 5,000

51%

: 50,000,000.00-

19,667,926.22 * 51%=

39,969,357.63

(2) :

:2012 10 30

(“ ”)
51%

“ ”

2,244
505 1,000

51%

: 24,964,500.00-

26,679,814.96 * 51%=

11,357,794.37

(3)

:2013 1 21

“ ”
51% “ ” 1,377

51%

: 13,770,000.00-

13,218,746.42 *

51%= 7,028,439.33

(4)

:2012 8 24

1785

51.00%

2012 12 31

“ ” 2,950

3,050

2,950

3,150

3,150

3,050

2012 12 31

38,706,465.88 , 3,150 , 3,050

,

: 17,850,000.00-

31,380,117.32 *

51%+2012 12 31

38,706,465.88-30,500,000 *0.49= 5,867,308.45

7

8

9

10

1

:	--	--	1,484,287.58	--	--	305,593.59
	--	--	1,471,126.58	--	--	279,181.50
	926.00	617.87%	5,721.48	2,859.00	628.55%	17,970.24
	6,205.00	79.66%	4,942.90	6,205.00	81.09%	5,031.63
	310.00	805.36%	2,496.62	410.00	831.76%	3,410.22
	--	--	520,097,752.06	--	--	718,635,351.34
	--	--	516,258,083.59	--	--	710,896,226.21
	361,589.24	617.87%	2,234,151.45	989,882.05	628.55%	6,221,903.63
	564,890.25	79.66%	449,991.57	396,955.52	81.09%	321,891.22
	143,479.37	805.36%	1,155,525.45	143,710.96	831.76%	1,195,330.28
	--	--	42,020,581.22	--	--	29,235,373.41
	--	--	41,174,196.81	--	--	28,384,374.78
	109,591.54	617.87%	677,133.25	107,581.54	628.55%	676,203.77
	21,015.59	805.36%	169,251.16	21,015.06	831.76%	174,794.86
	--	--	563,602,620.86	--	--	748,176,318.34

1	27,313,587.86
2	6,705,881.83
3	8,001,111.53

2

1

2

3

3

1

	4,529,495.91	9,314,649.98
	2,850,998.36	38,648,616.62
	7,380,494.27	47,963,266.60

2

3

	2013 03 22	2013 09 20	150,000.00

	2013 06 03	2013 09 03	239,519.59	
	--	--	389,519.59	--

4

5

1

	311,611.16		311,611.16	-
	311,611.16		311,611.16	-

2

3

6

1

		(%)		(%)		(%)		(%)
	1,282,111,143.11	100%	31,242,534.50	2.44%	949,587,613.95	100%	18,525,889.63	1.95%
	1,282,111,143.11	100%	31,242,534.50	2.44%	949,587,613.95	100%	18,525,889.63	1.95%
	1,282,111,143.11	--	31,242,534.50	--	949,587,613.95	--	18,525,889.63	--

		(%)			(%)	
1	--	--	--	--	--	--
6	880,685,041.93	68.69%		726,654,230.49	76.52%	
7-12	298,076,679.03	23.24%	14,903,833.95	136,081,847.36	14.33%	6,804,092.38
1	1,178,761,720.96	91.93%	14,903,833.95	862,736,077.85	90.85%	6,804,092.38
1 2	73,805,509.13	5.76%	7,380,550.92	68,274,221.73	7.19%	6,827,422.17
2 3	21,783,816.17	1.7%	5,445,954.05	17,350,374.12	1.83%	4,337,593.53
3 4	7,659,336.85	0.6%	3,446,701.58	1,205,928.25	0.13%	542,667.70
4 5	100,760.00	0.01%	65,494.00	19,709.00	0%	12,810.85
5				1,303.00	0%	1,303.00
	1,282,111,143.11	--	31,242,534.50	949,587,613.95	--	18,525,889.63

2

3

4

5

5

5

				(%)
		44,427,407.76		3.47%
		23,974,369.98	1	1.87%
		23,453,941.78		1.83%
		21,955,967.80		1.71%
		18,779,593.54	1	1.46%
	--	132,591,280.86	--	10.34%

6

7

8

7

1

		(%)		(%)		(%)		(%)
	85,657,655.83	100%	2,715,921.15	3.17%	56,381,153.99	100%	1,857,158.10	3.29%
	85,657,655.83	100%	2,715,921.15	3.17%	56,381,153.99	100%	1,857,158.10	3.29%
	85,657,655.83	--	2,715,921.15	--	56,381,153.99	--	1,857,158.10	--

		(%)			(%)	
1						
6	58,272,674.38	68.03%		34,396,104.71	61.01%	
7-12	12,053,603.14	14.07%	602,680.16	14,879,634.40	26.39%	743,981.72
1	70,326,277.52	82.1%	602,680.16	49,275,739.11	87.4%	743,981.72
1 2	13,363,820.59	15.6%	1,336,382.05	5,248,222.45	9.31%	524,822.25
2 3	1,292,689.25	1.51%	323,172.31	1,629,391.46	2.89%	407,347.87
3 4	227,814.37	0.27%	102,516.47	50,746.87	0.09%	22,836.09
4 5	273,954.10	0.32%	178,070.16	53,954.10	0.09%	35,070.17
5	173,100.00	0.2%	173,100.00	123,100.00	0.22%	123,100.00
	85,657,655.83	--	2,715,921.15	56,381,153.99	--	1,857,158.10

2

3

4

5

5

5

6

				(%)
		4,199,087.30		4.9%
		3,142,666.14		3.67%
		3,030,000.00		3.54%
		2,660,000.00		3.11%
		2,109,542.11		2.46%
	--	15,141,295.55	--	17.68%

7

8

9

8

1

		%		%
1	37,304,385.17	31.28%	21,714,235.61	22.19%
1 2	81,938,690.16	68.72%	76,148,417.52	77.81%
2 3	0.00			
3	0.00			
	119,243,075.33	--	97,862,653.13	--

1

2

		75,000,000.00	1-2	
		7,319,400.00		
		5,070,000.00		
		3,114,846.38		
		1,325,967.21		
	--	91,830,213.59	--	--

3

5

5

4

9

1

	95,169,630.99	16,818.39	95,152,812.60	88,029,804.03	2,061,332.07	85,968,471.96
	26,092,489.18	154,613.57	25,937,875.61	23,502,019.17	191,901.14	23,310,118.03
	162,246.67		162,246.67	189,450.60		189,450.60
	105,313,026.87	1,106,813.42	104,206,213.45	88,807,629.46	1,492,453.79	87,315,175.67
	269,315,692.16	1,182,027.42	268,133,664.74	228,942,497.37	3,879,657.46	225,062,839.91
	1,802,565.64		1,802,565.64	4,220,909.65		4,220,909.65
	413,657,398.53		413,657,398.53	285,420,673.38		285,420,673.38
	911,513,050.04	2,460,272.80	909,052,777.24	719,112,983.66	7,625,344.46	711,487,639.20

2

--	--	--	--	--

	2,061,332.07			2,044,513.68	16,818.39
	191,901.14			37,287.57	154,613.57
	1,492,453.79			385,640.37	1,106,813.42
	3,879,657.46			2,697,630.04	1,182,027.42
	7,625,344.46			5,165,071.66	2,460,272.80

3

					%

12

1

2

13

14

15

1

2

16

17

1

	343,692,683.02	42,953,333.31	1,256,339.43	385,389,676.90
	93,747,937.25	430,986.65		94,178,923.90
	172,177,985.11	20,812,878.07	329,860.89	192,661,002.29
	13,638,467.82	2,562,045.51	160,201.92	16,040,311.41
	64,128,292.84	19,147,423.08	766,276.62	82,509,439.30

--					
	78,700,127.70		17,499,489.51	443,911.67	95,755,705.54
	12,637,975.55		1,608,607.97		14,246,583.52
	30,386,983.16		8,964,211.31	329,860.79	39,021,333.68
	5,563,710.65		1,172,917.12	114,050.88	6,622,576.89
	30,111,458.34		5,753,753.11		35,865,211.45
--			--		

--	--	--

18

1

	183,591,340.91		183,591,340.91	161,037,703.50		161,037,703.50
	22,046,607.40		22,046,607.40	21,030,507.40		21,030,507.40
	770,585.40		770,585.40	743,391.27		743,391.27
	206,408,533.71		206,408,533.71	182,811,602.17		182,811,602.17

2

						(%)				(%)		
	673,460,000.00	161,037,703.50	22,553,637.41			30.80%	55.43%				183,591,340.91	
	34,050,000.00	21,030,507.40	1,016,100.00			64.75%	86.25%				22,046,607.40	
	707,510,000.00	182,068,210.90	23,569,737.41	0.00	0.00	--	--			--	--	205,637,948.31

3

4

--	--	--

	55.43%	
	86.25%	

5

19

20

21

22

23

1

	81,960,859.46	1,416,208.16	294,971.00	83,082,096.62
	44,565,527.00			44,565,527.00
	2,157,013.08	482,405.00	294,971.00	2,344,447.08
	28,841,184.00			28,841,184.00
	35,300.00			35,300.00
	6,361,835.38	933,803.16		7,295,638.54
	7,641,854.67	2,398,932.78		10,040,787.45
	2,719,047.07	445,655.27		3,164,702.34
	225,966.97	431,922.41		657,889.38
	3,366,200.80	1,445,349.80		4,811,550.60
	18,532.62	1,764.99		20,297.61

	1,312,107.21	74,240.31		1,386,347.52
	74,319,004.79	-982,724.62	294,971.00	73,041,309.17
	41,846,479.93	-445,655.27		41,400,824.66
	1,931,046.11	50,482.59	294,971.00	1,686,557.70
	25,474,983.20	-1,445,349.80		24,029,633.40
	16,767.38	-1,764.99		15,002.39
	5,049,728.17	859,562.85		5,909,291.02
	74,319,004.79	-982,724.62	294,971.00	73,041,309.17
	41,846,479.93	-445,655.27		41,400,824.66
	1,931,046.11	50,482.59	294,971.00	1,686,557.70
	25,474,983.20	-1,445,349.80		24,029,633.40
	16,767.38	-1,764.99		15,002.39
	5,049,728.17	859,562.85		5,909,291.02

2,398,932.78

2

24

	422,307.77			422,307.77
	9,552,542.37			9,552,542.37
	6,812,083.35			6,812,083.35
	3,026,274.91			3,026,274.91
	22,852,906.11			22,852,906.11
	20,947,828.86			20,947,828.86
	2,506,874.32			2,506,874.32

	1,846,140.17	4,021,168.28		5,867,308.45	
		39,969,357.63		39,969,357.63	
		11,357,794.37		11,357,794.37	
		7,028,439.33		7,028,439.33	
	67,966,957.86	62,376,759.61	0.00	130,343,717.47	

25

	16,803,662.05	875,027.06	3,180,349.80		14,498,339.31	
SAP		112,449.06	56,224.53		56,224.53	
	16,803,662.05	987,476.12	3,236,574.33		14,554,563.84	--

26

1

	6,291,189.10	4,467,988.32
	13,477,173.24	10,391,504.08
	2,448,993.24	2,122,525.00
	1,667,573.74	1,956,541.98
		149,181.62
	23,884,929.32	19,087,741.00

--

		31,512,133.81
		1,607,268.71
		33,119,402.52

2012			
2013			
2014			
2015			
2016			
2017		1,607,268.71	
		1,607,268.71	--

	36,418,728.45	25,751,870.04
	12,935,972.96	11,530,100.00
	11,117,158.24	12,273,031.18
	56,623,552.31	44,629,825.33
		994,544.14
	117,095,411.96	95,179,370.69

2

27

	20,383,047.73	14,225,974.86	650,566.94		33,958,455.65
	7,625,344.46			5,165,071.66	2,460,272.80
	28,008,392.19	14,225,974.86	650,566.94	5,165,071.66	36,418,728.45

28

29

1

		8,328,929.05
	377,241,645.66	200,000,000.00
	377,241,645.66	208,328,929.05

2

30

31

	13,989,334.41	16,072,802.32
	229,835,058.34	169,748,724.39
	243,824,392.75	185,821,526.71

243,824,392.75

32**1**

1	411,272,896.93	463,461,784.62
1 2	117,189,701.95	8,088,135.29
2 3	1,923,550.21	1,735,920.48
3	33,770.00	133,614.94
	530,419,919.09	473,419,455.33

2**5 5****3**

	10,936,184.00		
	9,673,864.70		
	8,948,557.97		
	6,921,201.90		
	36,479,808.57		

33**1**

1	24,773,219.35	17,411,890.45
1 2	2,849,033.15	528,408.61
2 3		
3		
	27,622,252.50	17,940,299.06

2

5 5

3

34

	41,479,357.45	146,431,331.62	157,389,392.20	30,521,296.87
		658,376.04	658,376.04	
	9,138.41	12,162,122.14	12,171,260.55	
: 1		1,692,671.81	1,692,671.81	
2	9,138.41	9,051,121.49	9,060,259.90	
3		944,424.63	944,424.63	
4		265,022.85	265,022.85	
5		176,437.17	176,437.17	
6		32,444.19	32,444.19	
		1,901,279.48	1,901,279.48	
	40,146.98	315,355.12	315,114.11	40,387.99
	41,528,642.84	161,468,464.40	172,435,422.38	30,561,684.86

0.00

35

	-18,714,327.67	-4,794,510.67
	19,630,406.93	14,946,473.88
	30,289,076.29	24,339,705.53
	1,927,729.02	817,463.49
	3,100,329.57	2,262,717.49

	381,788.90	384,805.04
	251,729.52	62,552.39
	2,269,620.67	1,847,053.40
	268,154.72	183,989.27
	350,718.59	176,824.87
	39,755,226.54	40,227,074.69

36

	568,288.87	325,731.69
	568,288.87	325,731.69

37**38****1**

1	41,949,641.73	55,234,780.24
1-2	55,005,105.91	9,567,468.59
2-3	1,265,958.25	1,215,137.94
3	4,166,836.10	4,003,823.84
	102,387,541.99	70,021,210.61

2**5 5****3**

	6,000,000.00		

	2,015,554.98		
	8,015,554.98		

4

	25,000,000.00	
	11,220,000.00	
	7,000,000.00	
	5,621,000.00	
	2,015,554.98	
	50,856,554.98	

39

40

1

2

3

4

41

		300,000.00
		300,000.00

		300,000.00
		300,000.00

2011

() 30 2013 5

2010

42

1

2

43

44

1

2

45

46

	39,195,416.08	40,141,957.98
	39,195,416.08	40,141,957.98

PECVD	26,035,316.08	27,531,857.98
MC	4,500,000.00	4,500,000.00
	1,500,000.00	1,500,000.00
	1,100,000.00	1,100,000.00
AOC	900,000.00	900,000.00
	400,000.00	400,000.00
	280,000.00	280,000.00
	3,930,100.00	3,930,100.00
2011	550,000.00	
	39,195,416.08	40,141,957.98
	550,000.00	1,496,541.90

47

	240,000,000.00	5,270,000.00		73,581,000.00		78,851,000.00
						318,851,000.00

1 2013 2 4 2013

527

171

7.41

24,527

2013

3 1 [2013] 0048

2 2013 4 7

2013 5 2 2012

7,358.10

10 3

7,358.10

1

7,358.10

7,358.10

31,885.10

2013 7 11

[2013] 1026

48

49

50

	1,223,102,963.52	46,876,650.00	73,581,000.00	1,196,398,613.52
	3,006,609.38			3,006,609.38
	1,226,109,572.90	46,876,650.00	73,581,000.00	1,199,405,222.90

1	2013 2 4	2013		
		5,270,000.00		171
7.41 /		39,050,700.00	:	5,270,000.00
2013 1-6		13,095,950.00		33,780,700.00
2	2013 5 2	2012		73,581,000.00

51

	52,850,255.29			52,850,255.29
	52,850,255.29			52,850,255.29

10%

50%

52

53

	435,965,704.08	--
	435,965,704.08	--
	110,542,016.92	--
	73,581,000.00	
	472,926,721.00	--

2013	5	2	2012	2012
0.30			245,270,000	73,581,000.00

54

1

	1,019,403,068.32	809,989,840.06
	2,486,374.97	3,776,916.08
	678,263,667.16	535,482,476.07

2

	1,019,403,068.32	675,900,925.13	809,989,840.06	531,124,597.52
	1,019,403,068.32	675,900,925.13	809,989,840.06	531,124,597.52

3

	384,170,532.36	251,460,226.83	554,246,488.23	367,421,897.03

	263,624,506.45	158,262,378.37	162,938,342.13	96,818,252.63
	11,942,963.75	7,735,259.02	11,417,811.92	7,432,041.47
	341,062,929.19	248,605,190.04	81,387,197.78	59,452,406.39
	18,602,136.57	9,837,870.87		
	1,019,403,068.32	675,900,925.13	809,989,840.06	531,124,597.52

4

	969,034,106.37	641,758,490.30	738,045,619.84	481,936,334.16
	50,368,961.95	34,142,434.83	71,944,220.22	49,188,263.36
	1,019,403,068.32	675,900,925.13	809,989,840.06	531,124,597.52

5

		(%)
	350,505,590.32	34.3%
	217,483,686.74	21.28%
	197,669,093.02	19.34%
	18,765,784.40	1.84%
	10,359,497.02	1.01%
	794,783,651.50	77.77%

55

56

	8,242,833.61	2,303,056.69	
	4,697,620.69	3,315,887.69	
	2,988,872.05	2,203,480.40	
	163,159.76	120,065.59	

	138,279.17	264,810.98	
	16,230,765.28	8,207,301.35	--

57

	16,231,220.02	13,627,331.67
	2,670,366.19	2,839,873.19
	7,824,236.56	5,702,388.76
	5,969,234.95	4,690,864.98
	17,171,343.57	22,582,548.36
	211,319.52	1,481,829.11
	15,107,429.67	39,024,028.22
	9,200,084.54	9,317,751.36
	74,385,235.02	99,266,615.65

58

	29,596,405.88	21,128,256.73
	28,121,706.63	18,335,082.12
	3,622,043.14	2,018,241.09
	2,798,907.04	1,279,143.25
	3,987,893.90	772,347.39
	6,674,085.24	3,353,695.15
	4,400,990.38	2,258,971.39
	2,039,335.57	1,744,322.73
	20,728,947.19	13,507,507.96
	101,970,314.97	64,397,567.81

59

	10,398,902.14	4,385,143.32

	-7,214,254.32	-1,122,932.82
	652,572.97	30,535.60
	422,248.01	499,772.90
	134,963.25	-972,812.96
	4,394,432.05	2,819,706.04

60

61

62

	8,349,595.08	1,675,049.22
	-3,496,302.44	6,223.25
	4,853,292.64	1,681,272.47

63

1

	81,786.65	21,650.00	
	81,786.65	21,650.00	
	3,113,241.90	2,399,330.63	
	398,511.43	945,889.10	
	688,730.22	41,157.00	
	4,282,270.20	3,408,026.73	

2

1		200,000.00	
2	5 PECVD	548,030.63	
3		109,800.00	
4	2011	241,500.00	
5		1,000,000.00	
6	2010	300,000.00	
7	2011	370,000.00	
8		100,000.00	
9		30,000.00	
10		300,000.00	
11	2013	13,000.00	
12	PECVD	1,496,541.90	
13	2011	604,700.00	
14		80,000.00	
15		50,000.00	
16		60,000.00	
17	2012	9,000.00	
		3,113,241.90	2,399,330.63 --

64

	98,706.41	22,669.82	98,706.41
	98,706.41	22,669.82	98,706.41
	3,000.00	13,196.10	3,000.00

65

	24,775,308.49	17,874,400.57
	-3,634,912.30	-3,209,557.48
	21,140,396.19	14,664,843.09

66

1

	P	110,542,016.92
	A	2,837,323.28
	PO=P-A	107,704,693.64
	S0	240,000,000.00
	S1	73,581,000.00
	Si	5,270,000.00
	Sj	---
	Sk	---
	M0	6
	Mi	4
	Mj	---
	S=S0 S1 Si×Mi÷M0 Sj×Mj÷M0 Sk	317,094,333.33
	B=P÷S	0.35
	C=PO÷S	0.34

2

67

68

1

	1,866,700.00
	7,459,169.32
	10,387.37
	45,587,231.69
	54,923,488.38

2

	14,870,941.06
	14,246,196.22
	374,981.14
	4,314,962.18
	11,046,983.64
	10,832,648.50
	3,606,168.13
	13,693,580.37
	97,910,867.15
	22,116,770.55
	193,014,098.94

3**4****5****6**

--	--

	12,785,207.81
	12,785,207.81

69

1

1	--	--
	124,791,666.44	90,560,060.14
	4,853,292.64	1,681,272.47
	15,073,005.07	9,114,321.56
	2,398,932.78	2,056,819.98
	3,236,574.33	1,023,523.74
“ ”	26,718.11	960.20
“ ”		59.62
“ ”	11,051,475.11	4,385,143.32
“ ”	-3,644,139.24	-3,369,690.97
“ ”	-114,466,368.36	-78,714,976.12
“ ”	-593,736,928.79	-354,233,203.83
“ ”	351,915,151.13	273,000,362.90
		24,537,059.00
	-198,500,620.78	-29,958,287.99
2	--	--
3	--	--
	521,582,039.64	962,627,216.22
	718,940,944.93	236,765,160.24
	-197,358,905.29	725,862,055.98

2

	--	--
1	88,734,500.00	104,650,000.00

2	46,111,500.00	58,469,000.00
	17,659,734.59	10,610,041.42
3	28,451,765.41	47,858,958.58
4	59,566,487.60	53,665,938.83
	135,834,501.93	58,735,546.66
	4,928,299.07	10,494,192.63
	81,196,313.40	15,563,800.46
	--	--

3

	521,582,039.64	718,940,944.93
	1,484,287.58	305,593.59
	520,097,752.06	718,635,351.34
	521,582,039.64	718,940,944.93

70

1

							(%)	(%)		
						26,000,000.00	24.16%	24.16%		27926142-6

--	--	--	--	--	--	--	--	--	--	--

2

							(%)	(%)	
						50,000,000.00	100%	100%	76045203-4
						30,000,000.00	100%	100%	55195731-9
						1290	100%	100%	
						20,000,000.00	80%	80%	56676279-2

18,000,000.00

						89,920,900.00	100%	100%	19228414-X
						100,000,000.00	100%	100%	74596014-5
						15,000,000.00	51%	51%	72210618-1
						6,000,000.00	51%	51%	67343546-3
						30,000,000.00	51%	51%	73890319-3
						30,000,000.00	51%	51%	73552685-5
						15,500,000.00	51%	51%	71458970-X
						10,000,000.00	51%	51%	79239639-9
						5,000,000.00	51%	51%	69559314-7

2012 12 21			<			>		
2013 1 14				2013 2 4		2013		
<			>		2013 2 26			
548						2013 2 26		175
		175	171			548	527	
24,000	2.1958%			2013 3 8				1
			3			3		

2

1 2013 5 15

“ ”
“ ” 78,000

(2) 2013 7 5

” “ ” “
” 7 539,500 “ ”

318,233,500

3 2013 7 16
2013 7 30

IDGC EVERBRIGHT HOLDINGS LIMITED

2925

1

2

3

4

5

6

7

8

9

1

1

		(%)		(%)		(%)		(%)
	1,043,594,524.77	100%	13,265,693.94	1.27%	746,579,036.35	100%	6,371,843.18	0.85%
	1,043,594,524.77	100%	13,265,693.94	1.27%	746,579,036.35	100%	6,371,843.18	0.85%
	1,043,594,524.77	--	13,265,693.94	--	746,579,036.35	--	6,371,843.18	--

		(%)		(%)		(%)		(%)
1	--	--	--	--	--	--	--	--
6	789,617,538.54	75.66%			631,255,355.41	84.55%		

7-12	245,124,462.67	23.49%	12,256,223.13	101,276,665.70	13.57%	4,949,914.80
1	1,034,742,001.21	99.15%	12,256,223.13	732,532,021.11	98.12%	4,949,914.80
1 2	8,329,758.02	0.8%	832,975.80	13,975,069.01	1.87%	1,397,506.90
2 3	293,747.46	0.03%	73,436.87	39,771.60	0.01%	

	--	139,799,610.80	--	13.4%
--	----	----------------	----	-------

7

			(%)
		25,987,923.48	2.49%
		4,592,243.13	0.44%
		1,738,858.69	0.17%
		1,691,331.09	0.16%
		1,020,914.20	0.1%
		506,492.67	0.05%

		(%)			(%)	
1						
	--	--	--	--	--	--
6	705,959,270.10	98.21%		192,077,870.11	37.96%	
7-12	4,417,657.56	0.61%	220,882.88	310,973,482.24	61.46%	372,349.76
1	710,376,927.66	98.82%	220,882.88	503,051,352.35	99.42%	372,349.76
1 2	7,422,175.73	1.03%	742,217.57	1,168,757.75	0.23%	116,875.78
2 3	695,502.05	0.1%	173,875.51	1,609,391.46	0.32%	402,347.87
3 4	217,814.37	0.03%	98,016.47	50,746.87	0.01%	22,836.09
4 5	53,954.10	0.01%	35,070.16	53,954.10	0.01%	35,070.17
5	63,100.00	0.01%	63,100.00	63,100.00	0.01%	63,100.00
	718,829,473.91	--	1,333,162.59	505,997,302.53	--	1,012,579.67

2

3

4

5

5

9

3

						(%)	(%)				
		104,286,334.85	104,286,334.85		104,286,334.85	100%	100%				
		44,950,000.00	44,950,000.00		44,950,000.00	100%	100%				
		30,000,000.00	30,000,000.00		30,000,000.00	100%	100%				
		111,990,000.00	61,990,000.00	50,000,000.00	111,990,000.00	100%	100%				
	--	291,226,334.85	241,226,334.85	50,000,000.00	291,226,334.85	--	--	--			

4

1

	656,686,086.12	729,506,087.13
	984,332.34	1,672,305.29
	657,670,418.46	731,178,392.42
	440,330,259.67	485,883,567.56

	656,686,086.12	438,512,167.00	729,506,087.13	484,707,115.17
	656,686,086.12	438,512,167.00	729,506,087.13	484,707,115.17

3

	390,204,698.09	256,897,141.62	555,149,933.08	366,025,577.23
	260,759,731.00	177,108,009.29	162,938,342.13	111,249,496.47
	5,721,657.03	4,507,016.09		

5

1

2

3

6

1	--	--
	87,541,250.87	100,094,506.47
	7,214,433.68	1,582,375.95
	9,785,362.04	5,258,165.98
	491,422.39	157,128.16
	1,155,324.18	703,394.16
“ ”	51,531.15	20,960.20
“ ”	8,186,321.54	3,980,982.18
“ ”	-869,349.67	-201,690.51
“ ”	26,395,463.44	-26,488,405.58
“ ”	-469,440,636.60	-410,634,961.03
“ ”	87,219,687.19	122,860,620.43
	-242,269,189.79	-202,666,923.59
2	--	--
3	--	--
	405,295,083.95	813,173,387.85
	586,818,693.05	156,419,018.49
	-181,523,609.10	656,754,369.36

7

1

	-16,919.76	
	3,113,241.90	
	1,044,004.32	
	273,675.90	
	1,029,327.28	
	2,837,323.28	--

1 —

1 —

2

3

	%		
	5.44%	0.35	0.35
	5.3%	0.34	0.34

4

1

2

3

