

**2014**

**2015 03 23**

)

(

---

<b>2014</b>	.....	<b>2</b>
	.....	<b>7</b>
	.....	<b>9</b>
	.....	<b>11</b>
	.....	<b>28</b>
	.....	<b>37</b>
	.....	<b>42</b>
	.....	<b>42</b>
	.....	<b>43</b>
	.....	<b>48</b>
	.....	<b>53</b>
	.....	<b>55</b>
	.....	<b>150</b>



---


**1**

**2**

**3**

**4**

			002313
	SUNSEA Telecommunications Co., Ltd.		
	SUNSEA		
	1 107		
	518057		
	1 107		
	518057		
	www.sunseagroup.com		
	pengjian@sunseagroup.com		

	1 107	1 107
	0755-26616666 86185752	0755-86185752
	0755-26030222	0755-26030222-3218
	pengjian@sunseagroup.com	fanglingling@sunseagroup.com

	www.cninfo.com.cn

---

	2003 11 14		110455	440301754271093	75427109-3
	2014 05 05		440301501132494		

	2014	2013		2012
	2,428,735,924.04	2,079,223,758.25	16.81%	1,925,097,203.29
	12,107,220.29	52,027,351.82	-76.73%	171,428,769.31
	-92,385.10	79,107,514.15	-100.12%	167,625,990.06
	251,008,551.75	-385,820,808.48	-165.06%	-147,501,024.45
/	0.04	0.16	-75.00%	0.6
/	0.04	0.16	-75.00%	0.6
	0.63%	2.66%	-2.03%	11.48%
	2014	2013		2012
	4,460,858,821.08	3,956,506,539.34	12.75%	3,217,368,731.83
	1,928,897,356.98	1,960,406,882.45	-1.61%	1,954,925,532.27

1

2

	2014	2013	2012	
	-1,486,618.00	-238,681.57	-172,618.39	

	18,236,828.70	20,005,610.07	5,063,714.23	
			9,780.82	
	935,340.71	1,319,734.87	913,715.27	
		-42,430,800.00		
	2,538,829.76	3,504,621.10	490,234.74	
	2,947,116.26	2,231,404.60	1,521,577.94	
	12,199,605.39	-27,080,162.33	3,802,779.25	--

1 —

1 —

1 —

2013 12  
 TD-LTE 4G 2014 70 4G  
 4G LTE LTE  
 4G “ ” 4G

1

1

	2014	2013	(%)
	2,428,735,924.04	2,079,223,758.25	16.81%
	1,787,916,467.18	1,436,702,993.48	24.45%
	267,301,132.88	219,680,146.2	21.68%
	247,287,220.52	259,133,233.93	-4.57%
	35,726,261.99	16,196,966.57	120.57%
	96,349,921.23	106,129,422.90	-9.21%
	251,008,551.75	-385,820,808.48	-165.06%

2

•

2014

50%

“ ODN ”

20%

2

4G

242,873.59

16.81%

			2014	2013	
			146,510.55	130,488.5	12.28%
			128,603.00	107,388.82	19.75%
			97,268.30	63,299.98	53.66%

30%

1

2

3

4 4G

	1,991,658,364.65
	82.00%

5

--	--	--	--

1		1,192,026,205.74	49.08%
2	2	399,792,635.04	16.46%
3	3	366,027,384.84	15.07%
4	4	22,655,451.81	0.93%
5	5	11,156,687.22	0.46%
	--	1,991,658,364.65	82.00%

5

3

		2014		2013		
		848,850,847.83	47.73%	695,656,158.34	48.67%	22.02%
		228,601,122.41	12.85%	178,776,709.69	12.51%	27.87%
		700,997,795.79	39.42%	554,803,685.52	38.82%	26.35%

		2014		2013		
		784,831,867.24	44.13%	644,983,800.53	45.12%	21.68%
		139,366,727.05	7.84%	110,461,316.81	7.73%	26.17%
		101,171,577.38	5.69%	81,674,101.98	5.71%	23.87%
		64,018,980.59	3.60%	50,672,357.81	3.55%	26.34%
		89,234,395.36	5.02%	68,315,392.88	4.78%	30.62%
		549,126,270.83	30.88%	452,294,993.41	31.65%	21.41%
		50,699,947.58	2.85%	20,834,590.13	1.46%	143.35%

	232,417,186.57
	11.98%

5

1	1	82,329,629.55	4.25%
2	2	56,152,337.61	2.9%
3	3	42,574,996.31	2.20%
4	4	26,666,370.10	1.38%
5	5	24,693,853.00	1.25%
	--	232,417,186.57	11.98%

5

4

	2014	2013	(%)
	267,301,132.88	219,680,146.2	21.68%
	247,287,220.52	259,133,233.93	-4.57%
	35,726,261.99	16,196,966.57	120.57%
	11,348,681.57	21,615,064.73	-47.50%

1

2

3

5

	2014	2013	(%)
	96,349,921.23	106,129,422.90	-9.21%
(%)	3.97%	5.10%	-1.13%
(%)	4.29%	4.69%	-0.4%

75

70

16

11

	2,842,248,603.42	1,986,136,416.55	43.10%
	2,591,240,051.67	2,371,957,225.03	9.24%
	251,008,551.75	-385,820,808.48	-165.06%
	10,563,235.13	210,370.33	4,921.26%
	94,982,531.01	210,068,362.40	-54.78%
	-84,419,295.88	-209,857,992.07	-59.77%
	678,350,000.00	936,132,547.40	-27.54%
	754,314,586.23	784,878,195.97	-3.89%
	-75,964,586.23	151,254,351.43	-150.22%
	89,945,009.02	-445,443,558.55	-120.19%

30%

1

2

3

4G

	2,420,473,052.74	1,778,449,766.03	26.52%	16.68%	24.43%	-4.58%
	526,140,838.89	382,945,088.47	27.22%	-16.13%	-8.43%	-6.12%
	777,503,250.37	539,137,794.39	30.66%	38.86%	53.30%	-6.53%
	86,429,287.00	64,365,604.77	25.53%	41.32%	66.18%	-11.14%
	955,367,510.35	753,079,594.36	21.17%	24.14%	27.18%	-1.89%
	75,032,166.13	38,921,684.04	48.13%	32.93%	36.60%	-1.39%

	2,320,053,255.42	1,705,564,080.19	26.49%	17.30%	24.86%	-4.44%
	100,419,797.32	72,885,685.84	27.42%	3.90%	15.26%	-7.15%

1

1

	2014		2013			
	442,451,627.17	9.92%	349,931,323.77	8.84%	1.08%	
	1,112,531,727.76					

3.					4,000,000.00		4,000,000.00
	0.00				4,000,000.00		4,000,000.00
	0.00				0.00		0.00

**1**

**1**

48,012,900.00	66,938,000.00	-28.27%
		33.33%

**2**

**3**





	10,973.84	2012 7 17	10,973.84	2012 7 18
	2012 8 3	2012	15,000	6
	2012 8 3	2013 2 2	2013 1 29	
	15,000		2013 2 21	2013
	30,000		12	2013 2 21
	2014 2 20	2014 2 20		30,000
	2014 3 10	2014	2014 1 31	11,947.08
	9,469.17		1,032.99	
	2,477.91			•
				2014-013
	2014 3 26		11,433.29	

3

		(1)	(2)	(3)=(2)/(1)				
ODN	ODN	50,700	4,806.24	55,018.33	108.52%	2013 12 31	-1,107.33	
PLC	PLC	21,727	495.56	10,186.96	46.89%	2013 12 31	-114.21	
		4,719	74.74	1,593.73	33.77%	2013 12 31	-	

	--	77,146	5,376.54	66,799.02	--	--	-1,221.54	--	--
			2012 10 24	2012	“ODN ”				
( )			2013	2012-064			2013 9 5		
							2013-068		
( )									

4

				)					
				3000	841,570,380.06	11,281,457.04	634,946,593.80	843,904.48	-1,255,094.98
				5000	79,745,779.66	74,399,997.14	6,443,457.38	-2,179,381.05	-321,446.92
				0.129	28,087,964.07	-205,018.82	27,404,013.33	-208,399.07	-211,452.29
				33824.6418	1,067,335,105.74	625,066,659.93	266,983,510.63	16,185,638.36	13,993,585.61
				8992.09	277,491,176.38	107,887,289.67	7,459,942.17	4,918,983.01	4,376,873.77
				2500	13,019,505.32	11,960,608.81	10,044,087.10	-3,518,072.17	-2,638,554.10
				1800	105,135,976.65	66,203,677.15	7,000,475.49	-21,772,783.10	-16,228,292.02
				2000	41,940,608.50	15,259,544.24	80,377,068.72	-2,287,195.41	-1,523,717.45
				1000	66,309,468.66	50,137,485.69	75,547,709.77	19,121,255.24	20,635,809.87

				1000	12,785,775. 70	9,240,052.9 9		-1,121,156. 15	-1,124,688. 22
				1500	121,836,885. .01	52,884,219. 01	95,412,662. 46	18,061,750. 98	13,469,266. 09
				600	21,906,542. 54	14,620,158. 69	21,224,853. 43	569,245.15	357,945.51
				10000	203,570,673. .07	156,364,145. .81	176,521,188. .38	21,747,403. 18	16,138,871. 29
				3000	234,596,657. .99	88,163,689. 25	140,613,014. .22	9,421,647.6 7	8,030,596.9 8
				1000	67,012,766. 32	50,588,149. 22	32,922,654. 96	3,531,895.8 8	2,621,221.8 5
				3000	177,307,220. .61	58,075,345. 70	115,423,296. .66	14,496,825. 32	13,086,442. 00
				1006	58,530,576. 05	16,694,673. 31	74,167,206. 71	2,113,686.9 0	1,122,252.5 2
				1000	13,805,493. 99	9,624,174.1 6	7,409,261.0 7	-40,939.07	-37,556.60
				1550	131,404,002. .08	34,188,539. 82	56,480,997. 06	2,136,143.0 7	1,847,324.1 7
				3000	76,000,136. 75	48,735,15 2.55	463,177.3 6	-7,033,501. 25	-5,273,785. 76

1


5

--	--	--	--	--	--	--	--

---

--	--	--	--	--	--	--	--

7,500

0

7,500

2011 09

4

“ ”

2014 1 26		2 —		9 —
30 —		33 —		39 —
	40 —		41 —	
	2014 7 1			
2014 6 20		37 —		2014
2014 7 23			—	

2014-058


3
1 2012
2013 4 7
245,270,000
10
3

[www.sunseagroup.com](http://www.sunseagroup.com)

“ ”

2014 01 06					

---

2014 04 29					
2014 06 19					
2014 06 21					
2014 06 25					
2014 07 03					

2014 08 01

www.cninfo.com.cn

2015 3 24

1

									5	
	0.6587%	400			42.27	3.49%			2014 01 21	2014-004

	2.8463%	1,709.29			87.29	7.21%					2014 09 16		2014-054
6	33.3334%	2,500			-93.68	-7.74%		12			2014 08 15		2014-047
									2014 7				

2

	80%	2014-03-31	1,600	-1.53	195.92	16.18%						2014 01 21	2014-003

**3**

2012 12 21

<

>

2013 1 14

2013 2 4            2013

<

>

2013 2 26

2013 2 26

2013 3 7

2013-028

2013 5 10

2013 12 27

2013 12 28

2013-097

2014 3 25

2014-018

**1**

**2**

**3**

**4**

5

2014 8 10

6

2,500

33.3334%

6

66.6666%

12

2014

7



	2014 01 21	2,500	-	0				
	2014 06 24	1,000	-	0				
	2014 07 19	1,000	2014 10 29	500				
	2014 09 16	3,000	2014 11 10	1,000				
	2014 12 19	500	2015 02 13	-				
A1			8,000	A2				3,500
A3			11,000	A4				2,500
	2014 08 15	10,000	2014 09 16	4106.35				
B1			10,000	B2				4106.35
B3			10,000	B4				514.89
A1+B1			18,000	A2+B2				7,606.35
A3+B3			21,000	A4+B4				3,014.89
A4+B4								1.56%
			C					0
D	70%							514.89

50% E	0
C+D+E	514.89

1

3

4

1 5%

		18 36	2012 7	2012 07 16	2015-07-17
			2012 7	2012 07	2015-07-17

		18 36	16		
	IDGVC	2012 7 18 36	2011 11 20	2015-07-17	
	IDGVC		2008 09 30	9999-12-31	
			2008 09 30	9999-12-31	
			2008 09 30	9999-12-31	
			2014 03 10	2015-03-25	

	( )
	70
	1

2013 ( )  
 2014 ( )  
 ) 2014 2014  
 2014 ( ) 2014  
 70

“ ”

12 2014 11 “ ” 2014 4 30 2014

5 27 2014 5 28 2014

5%

5%





1

	2009 11 24	24.8	25,000,000	2009 12 03	50,000,000	
	2012 06 15	20	40,000,000	2012 07 18	52,000,000	
	2013 02 26	7.41	5,270,000	2013 03 08	-	2014 03 25

1 [2009]1174 2009 11 24 2,500  
 24.80 /  
 [2009]166 2009 12 3 “  
 ” “002313”  
 2 “ 2012 479 ”  
 2012 6 15 10 A 4000 2012 7 4  
 2012 7 18 4000  
 3 2012 12 21 < >  
 2013 1 14 2013 2 4 2013  
 < > 2013 2 26  
 527 2013 3 8  
 2013 3 8  
 4 2013 12 27  
 2014 3 25  
 2014-018

2

27,556,830.00 33,722,730.00 6,233,500

3

1

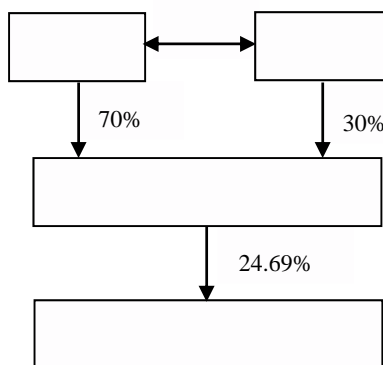
				5					
		27,587				26,858			0
						8			
		5%	10						
		24.69%	77,025,000	-	77,025,000	-			-
	1	3.09%	9,646,500	9,646,500		9,646,500			-
		2.44%	7,608,395	7,608,395		7,608,395			-
		1.53%	4,765,685	-		4,765,685			-
	-	1.43%	4,460,000	4,460,000		4,460,000			-
		0.72%	2,234,500	2,234,500		2,234,500			-
		0.68%	2,132,200	2,132,200		2,132,200			-
		0.61%	1,892,010	1,892,010		1,892,010			-
		0.45%	1,411,600	1,411,600		1,411,600			-
		0.42%	1,297,263	1,297,263		1,297,263			-
10	3	2012		2012		10			
			2012	7	18	,2013	7	18	
10									

1	9,646,500		9,646,500
	7,608,395		7,608,395
	4,765,685		4,765,685
-	4,460,000		4,460,000
	2,234,500		223,450
	2,132,200		2,132,200
	1,892,010		1,892,010

	48.28%

3

5	2003 11	2007 4



4            10%



				50	2013 07 05	2016 07 04	0	0	0	0
				53	2013 07 05	2016 07 04	0	0	0	0
				27	2013 07 05	2016 07 04	0	0	0	0
				46	2013 07 05	2014 06 10	0	0	0	0
				48	2013 07 05	2014 01 17	0	0	0	0
				50	2013 07 05	2016 07 04	0	0	0	0
				44	2013 07 05	2016 07 04	0	0	0	0
				46	2013 07 05	2016 07 04	0	0	0	0
				46	2013 07 05	2016 07 04	0	0	0	0
				40	2013 12 09	2016 07 04	0	0	0	0
				37	2013 12 09	2016 07 04	0	0	0	0

2013 12  
30

5

2003 11

2007 4

5

2011 7

2007 4

2004

2010 5

2010

2004 1

2006 6

2006 6

2006 7

2012 3

2012 4

2008 2

2011 5

2011 6

2008

2006 10

2009 7

2009 8

2013 5

2013 5

2006 3

2006 3

2012 8

2012 9

2011 7

2010 3

2004

2007 4

2007 9

--	--	--	--	--	--


			1996 08 01		
			1996 08 01		



			50		64.23		64.23
			53		33.91		33.91
			27		8.09		8.09
			46		36.59		36.59
			48		3.37		3.37
			50		53.3		53.3
			44		8.4		8.4

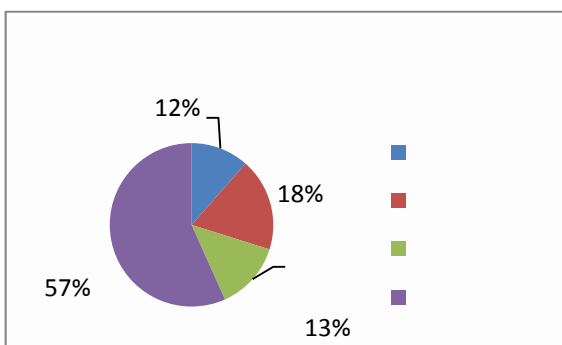
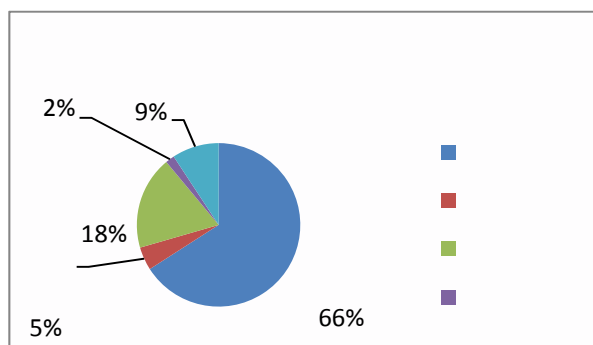
			46		8.4		8.4
			46		8.4		8.4
			40		53.11		53.11
			37		20.24		20.24
			30		2.9		2.9
			30		20.57		20.57
			49		39.27		39.27
	--	--	--	--	360.78	0	360.78

				/	/			/	
		0	0	0	0	130,000	0		0
		0	0	0	0	130,000	0		0
		0	0	0	0	195,000	0		0
		0	0	0	0	195,000	0		0
		0	0	0	0	195,000	0		0
	--	0	0	--	--	845,000	0	--	0



1 2014 12 31

		5562	
		0	
		3666	65.91%
		255	4.58%
		1027	18.46%
		99	1.78%
		515	9.26%
		5562	100.00%
		639	11.49%
		1022	18.37%
		747	13.43%
		3154	56.71%
		5562	100.00%



1

2

3

6

3

4

1

3

5

6

7

2009 12 24

2012 1 12

>

<

1

2013	2014 05 07	1 2013 2 2013 3 2013 4 2013 5 2013 6 2013 7 2013		2014 05 08	2013 2014-030

2

2014	2014 03 10	1 2	"	2014 03 11	2014 2014-017

**1**

	11	11	0	0	0	
	11	11	0	0	0	
	11	11	0	0	0	
						4

**2****3**

2014

1

7

2

2014

( )

2014

3

1

2

1

1

1

IT

2

3

4

5

15  
12 27

2013 2 26

2013 3 8

1

2013

2014 3 25

3

2

1

2014

	2015 03 24
	2015 3 24 www.cninfo.com.cn

2010 3  
2015-004  
2014

2015 2 14

2014

2015 3 6

2015-005 2014

2014

12 2014 1-11 2014

	2015 03 23
	[2015] 310236

2014 12 31

2014

1

2

2014

12 31

2014

1

2014 12 31

	442,451,627.17	349,931,323.77
	69,626,589.88	49,100,080.42
	1,112,531,727.76	1,295,853,372.11
	46,868,818.48	15,132,217.78
	90,915,460.79	72,852,878.53
	1,743,035,997.21	1,216,205,634.76
	68,444,620.56	69,648,437.39
	3,573,874,841.85	3,068,723,944.76
	4,000,000.00	
	24,063,164.55	
	488,318,202.97	523,699,534.90

---

	43,630,393.16	33,642,034.73
	67,308,291.68	71,051,888.24
	132,432,113.93	132,432,113.93
	9,507,774.60	13,159,225.06
	41,140,927.34	33,958,088.24
	76,583,111.00	79,839,709.48
	886,983,979.23	887,782,594.58
	4,460,858,821.08	3,956,506,539.34
	319,650,000.00	467,531,933.50

	200,000,000.00	63,000.00
	2,183,292,586.51	1,653,988,526.74
	30,398,923.77	39,226,290.89
	30,398,923.77	39,226,290.89
	2,213,691,510.28	1,693,214,817.63
	312,000,000.00	318,165,900.00
	1,148,177,825.50	1,174,978,671.26
	55,988,304.42	55,988,304.42
	412,731,227.06	411,274,006.77
	1,928,897,356.98	1,960,406,882.45
	318,269,953.82	302,884,839.26
	2,247,167,310.80	2,263,291,721.71
	4,460,858,821.08	3,956,506,539.34

2

	251,284,550.73	139,011,164.80
	65,920,183.70	40,932,972.43
	845,152,206.77	980,813,321.40
	1,357,981.67	1,121,151.45
	1,029,182,210.57	891,508,595.15
	493,794,141.21	343,966,173.74
		6,087,414.15
	2,686,691,274.65	2,403,440,793.12
	459,590,696.85	438,497,796.85
	57,127,965.95	63,969,122.95
	6,871,250.59	7,140,229.05



	3,870,000.00	9,270,000.00
	3,870,000.00	9,270,000.00
	1,404,612,057.97	1,039,296,735.62
	312,000,000.00	318,165,900.00
	1,194,178,952.08	1,221,735,782.08
	55,988,304.42	55,988,304.42
	331,287,316.86	361,635,087.79
	1,893,454,573.36	1,957,525,074.29
	3,298,066,631.33	2,996,821,809.91

## 3

	2,428,735,924.04	2,079,223,758.25
	2,428,735,924.04	2,079,223,758.25
	2,387,244,739.32	2,001,784,015.66
	1,787,916,467.18	1,436,702,993.48

	23,903,569.07	28,736,802.64
	267,301,132.88	219,680,146.20
	247,287,220.52	259,133,233.93
	35,726,261.99	16,196,966.57
	25,110,087.68	41,333,872.84
“ ”		
“ ”	1,022,382.40	
“ ”		
“ ”	42,513,567.12	77,439,742.59
	19,966,324.14	21,721,729.21
	43,343.19	154,399.58
	4,239,990.58	635,065.84
	3,489,179.04	393,081.15
“ ”	58,239,900.68	98,526,405.96
	11,348,681.57	21,615,064.73
“ ”	46,891,219.11	76,911,341.23
	12,107,220.29	52,027,351.82
	34,783,998.82	24,883,989.41
1.		
2.		
1.		
2.		
3.		
4.		
5.		
6.		

	46,891,219.11	76,911,341.23
	12,107,220.29	52,027,351.82
	34,783,998.82	24,883,989.41
	0.04	0.16
	0.04	0.16

**4**

sÄ

sÄ

1.		
2.		
1.		
2.		
3.		
4.		
5.		
6.		
	-24,107,770.93	31,380,491.29

## 5

	2,647,650,910.99	1,934,496,382.62

	16,845,139.89	3,637,497.00
	177,752,552.54	48,002,536.93
	2,842,248,603.42	1,986,136,416.55
	1,548,958,505.59	1,588,137,888.89
	408,251,485.83	304,558,028.95

	678,350,000.00	936,132,547.40
	621,744,176.26	618,328,929.05
	46,459,380.13	109,999,420.70
	4,410,000.00	10,311,612.48
	86,111,029.84	56,549,846.22
	754,314,586.23	784,878,195.97
	-75,964,586.23	151,254,351.43
	-679,660.62	-1,019,109.43
	89,945,009.02	-445,443,558.55
	273,497,386.38	718,940,944.93
	363,442,395.40	273,497,386.38

## 6

	1,710,593,994.45	1,201,096,788.84
	10,863,349.32	3,388,039.65
	705,168,663.49	30,434,725.90
	2,426,626,007.26	1,234,919,554.39
	741,423,203.07	824,317,462.97
	151,627,378.36	160,397,239.33
	34,417,728.86	128,034,624.74
	1,350,430,068.26	555,473,558.74
	2,277,898,378.55	1,668,222,885.78
	148,727,628.71	-433,303,331.39
	3,276,000.00	7,200.00
	3,276,000.00	7,200.00

---

	5,373,148.25	17,050,361.77
	16,012,900.00	197,271,462.00



3													
4													
1													
2													
	312,000,000				1,148,177,825.50				55,988,304.42		412,731,227.06	318,269,953.82	2,247,167,310.80


1	4,584, 900.00				30,718, 830.00							328,887 ,835.64	364,191 ,565.64
2													
3					42,430, 800.00								42,430, 800.00
4													
									3,138,0 49.13			-76,719, 049.13	-73,581, 000.00
1									3,138,0 49.13			-3,138,0 49.13	
2													
3												-73,581, 000.00	-73,581, 000.00
4													
	73,581 ,000.0 0												-73,581, 000.00

8

66 27


			55,988,30	361,635	1,957,525
			4.42	,087.79	,074.29
			55,988,30	361,635	1,957,525
			4.42	,087.79	,074.29
				-30,347,	
				770.93	

770.93

1										
2										
3										
4										
1										
2										
	312,000, 000.00				1,194,178 ,952.08				55,988,30 4.42	331,287 ,316.86

	240,000, 000.00				1,222,167 ,152.08				52,850,25 5.29	406,973 ,645.63	
	240,000, 000.00				1,222,167 ,152.08				52,850,25 406,973.29	406,973 ,645.63	
	78,165,9 00.00				-431,370. 00						

2											
3					42,430,80 0.00						42,430,80 0.00
4											
									3,138,049 .13	-76,719, 049.13	-73,581,0 00.00
1									3,138,049 .13	-3,138,0 49.13	
2										-73,581, 000.00	-73,581,0 00.00
3											
	73,581,0 00.00				-73,581,0 00.00						
1	73,581,0 00.00				-73,581,0 00.00						
2											
3											
4											
1											
2											
	318,165, 900.00				1,221,735 ,782.08				55,988,30 4.42	361,635 ,087.79	1,957,525 ,074.29

( “ ” “ ” “ ” ) 2003 11 5

[2003] 3688

[2003] 0228

2003 11 14

110455

6,000

2007 4 11

2007 663

2006 12 31

6,000

7,500

7,500

60,000,000



ODF

1

“ ”  
15 —

2

12

“ ” “ ” “ ”  
” “ ”

( )

( )

1 1 12 31

( )

12

( )

( )

( )

1

2



3

4

( )

( )

1

2

“ ”

( )

1

2

1

3

4

5

**3**

1

2

1

2

**4**

**5**

**6**

1

2

( )

1

100.00

2

1	
2	

1	
2	

	(%)	(%)
1 1		
6	0	0
7-12	5	5
1 2	10	10
2 3	25	25
3 4	45	45
4 5	65	65
5	100	100

3

100.00

( )

1

2

3

4

5

1

2

( )

1

2

1

2

3

1

2

“

” “

”

3

( )

( )

**1**

1

2

**2**

		%	%
	30	0	3.33
	5	0	20
	10	0	10
	8	0	12.5
	5	0	20

**3**

1

2

3

4

( )

( )

1

1

2

3

2

3

3

**4**

( )

**1**

1

2

**2**

		50
	3 8 10 14 20	
		10
		10
		2 10

3

4

1

2

3

4

5

( )

( )

( )

( )

**1**

**2**

1

2

**3**

( )

**1**

1

2

3

**2**

( )

[ ]

**1**

2

( )  
1

2

3

BOT

15 —

14

4

5

( )

**1**

2

3

( )

( )

1

1

2

2

1

2

( )

1

1

2014

2014

—

2 —  
 9 —  
 30 —  
 33 —  
 37 —  
 39 —  
 40 —  
 41 —

2 —  
 2 —

2

( )

					17%	
					6%	
					3%	
					3%-5%	
					7%	
				25%	15%	12.5%

5%

[2013]37

2013 8 1

6

	2014

	12.5%
	15%
	25%

( )

1 2014 9 30

GR201444201069 2014  
15% 2014

2016 15%

2 2014 10 14

GR201442000199 2014  
15% 2014

2016 15%

3 2012 11 6

GR201241000146 2012  
15% 2012

2014 15%

4 2012 11 26

GR201244000778 2012  
15% 2012

2014 15%

5 2013 12 16

GR201342000644 2013  
15% 2013

2015 15%

6 2013 05 28

[2013]129



	12,079,143.39	8,768,204.13
		0.00
		0.00
		0.00
	79,009,231.77	76,433,937.39

( )

**1**

	9,560,733.37	10,748,912.44
	60,065,856.51	38,351,167.98
	69,626,589.88	49,100,080.42

**2****3**

	1,658,761.58	
		1,332,591.00
	1,658,761.58	1,332,591.00

**4**

( )

**1**

		%		%			%		%	
	1,178,873,744.73	100.00	66,342,016.97	5.63	1,112,531,727.76	1,344,999,484.86	100	49,146,112.75	3.65	1,295,853,372.11
	1,178,873,744.73	100.00	66,342,016.97	5.63	1,112,531,727.76	1,344,999,484.86	100	49,146,112.75	3.65	1,295,853,372.11

1										
					702,994,761.83					
1					148,879,702.56		7,443,985.14		5%	
1					851,874,464.39		7,443,985.14			
1 2					181,468,324.00		18,146,832.40		10%	
2 3					127,069,118.44		31,767,279.61		25%	
3 4					15,109,094.11		6,799,092.35		45%	
4 5					3,336,903.79		2,168,987.47		65%	

---

5	15,840.00	15,840.00	100%
	1,178,873,744.73	66,342,016.97	5.63%

---

1			
	766,387,789.82		
1	360,834,097.07	18,041,704.86	5%
1	1,127,221,886.89	18,041,704.86	
1 2	166,921,982.96	16,692,198.29	10%
2 3	43,014,800.82	10,753,700.23	25%
3 4			

( )

**1**

		(%)		(%)
1	43,357,254.34	92.51	13,625,621.88	90.04
1 2	3,271,107.96	6.98	1,506,595.90	9.96
2 3	240,456.18	0.51		
3	-	-		
	46,868,818.48	100	15,132,217.78	100

3,044,471.70

**2**

		(%)
	7,437,981.56	15.87
	5,259,565.10	11.22
	3,846,815.00	8.21
	3,588,818.30	7.66
	1,844,923.33	3.94
	21,978,103.29	46.90



---

5	204,540.72	204,540.72	100%
	95,169,543.70	4,254,082.91	4.47%

1			
	40,490,851.86		
1	18,622,250.07	931,112.50	5%
1 2	13,117,116.79	1,311,711.70	10%
2 3	3,430,167.54	857,541.89	25%
3 4	372,903.55	167,806.60	45%
4 5	250,746.87	162,985.46	65%
5	225,054.10	225,054.10	100%
	76,509,090.78	3,656,212.25	4.78%

2

1,221,338.21

623,467.55

3

4

	40,915,016.08	36,770,417.98
	20,704,000.25	11,777,090.96
	33,254,659.93	27,454,514.29
	295,867.44	507,067.55
	95,169,543.70	76,509,090.78

5

			(%)
	2,501,902.06		2.63
	2,296,485.60		2.41

---

				(%)	
		2,099,543.65	1 2	2.21	209,954.37
		2,036,000.00	2	2.14	203,000.00
		1,802,415.75	1	1.89	25.95
		10,736,347.06		11.28	412,980.32

---

7,739,447.36

3,692,079.83

( )

---

		4,000,000.00		4,000,000.00					20.00	

**3**

**4**

( )

		25,000,000.00		-936,835.45					24,063,164.55	
		25,000,000.00		-936,835.45					24,063,164.55	

( )

1

1					
1	306,607,125.51	286,167,613.65	20,022,938.48	28,850,338.72	641,648,016.36
2	585,105.71	8,077,848.91	2,406,445.17	10,074,809.21	21,144,209.00
—		8,041,096.77	2,406,445.17	10,074,809.21	20,522,351.15
—	585,105.71	36,752.14			621,857.85
3	4,668,992.26	5,073,181.09	985,981.23	1,367,561.20	12,095,715.78
—	4,057,855.46	4,125,473.04	748,093.23	1,199,761.20	10,131,182.93
—	611,136.80	947,708.05	237,888.00	167,800.00	1,964,532.85
4	302,523,238.96	289,172,281.47	21,443,402.42	37,557,586.73	650,696,509.58
2					
1	22,955,513.80	74,045,624.85	7,611,211.45	13,336,131.36	117,948,481.46
2	13,625,110.74	27,299,504.48	2,128,125.27	6,822,852.36	49,875,592.85
—	13,625,110.74	27,299,504.48	2,128,125.27	6,822,852.36	49,875,592.85
3	787,029.76	3,315,040.61	486,568.65	857,128.68	5,445,767.70
—	787,029.76	3,106,657.82	421,525.59	791,826.95	5,107,040.12
—		208,382.79	65,043.06	65,301.73	338,727.58
4	35,793,594.78	98,030,088.72	9,252,768.07	19,301,855.04	162,378,306.61
3					
1					
2					
—					
3					
—					
4					
4					
1	266,729,644.18	191,142,192.75	12,190,634.35	18,255,731.69	488,318,202.97
2	283,651,611.71	212,121,988.80	12,411,727.03	15,514,207.36	523,699,534.90

“ ”

80%

2

**3****4****5**

	197,808,451.13	
	47,964,203.94	

**6**

2014 12 31

44,559,352.13

( )

**1**

	37,645,409.95	37,645,409.95	27,620,299.38	27,620,299.38
	5,984,983.21	5,984,983.21	6,021,735.35	6,021,735.35
	43,630,393.16	43,630,393.16	33,642,034.73	33,642,034.73



( )

**1**

<b>1</b>						
1						
1	44,565,527.00	3,041,033.08	28,604,839.69	35,300.00	7,378,176.28	83,624,876.05
2		620,976.03	245,778.27		430,369.44	1,297,123.74
—		4,300.00	245,778.27		296,181.41	546,259.68
—		616,676.03			134,188.03	750,864.06
3					6,980.00	6,980.00
—				-	6,980.00	6,980.00
4	44,565,527.00	3,662,009.11	28,850,617.96	2 35,300.00	7,801,565.72	84,915,019.79

( )

**1**

	422,307.77			422,307.77
	9,552,542.37			9,552,542.37
	40,820,000.00			40,820,000.00
	6,812,083.35			6,812,083.35
	3,026,274.91			3,026,274.91
	22,852,906.11			22,852,906.11
	20,947,828.86			20,947,828.86
	2,506,874.32			2,506,874.32
	1,846,140.17			1,846,140.17
	16,616,716.74			16,616,716.74
	7,028,439.33			7,028,439.33
	132,432,113.93			132,432,113.93

**2**

( )

	13,159,225.06	1,142,049.45	5,443,874.07	8,857,400.44
		876,310.41	225,936.25	650,374.16
	13,159,225.06	2,018,359.86	5,669,810.32	9,507,774.60

( )

**1**

	83,313,769.96	13,159,961.42	62,102,603.43	10,486,207.42
			2,088,061.95	313,209.29
	90,677,398.91	19,613,504.58	82,798,824.53	19,375,160.40
	30,335,923.77	6,846,290.94	13,290,850.00	2,395,712.50
	9,531,841.76	1,521,170.40	8,515,590.89	1,387,798.63
	213,858,934.40	41,140,927.34	168,795,930.80	33,958,088.24

**2**

			4,125,613.97
		32,856,049.51	20,011,781.62
		32,856,049.51	24,137,395.59

**3**

2015			
2016			
2017	1,607,268.71	1,607,268.71	
2018	18,404,512.91	18,404,512.91	
2019	12,844,267.89		
	32,856,049.51	20,011,781.62	

( )

	76,583,111.00	79,839,709.48
	76,583,111.00	79,839,709.48

( )

**1**

		9,893,897.11
	8,400,000.00	4,845,895.00
	26,250,000.00	21,400,000.00
	285,000,000.00	431,392,141.39
	319,650,000.00	467,531,933.50

1	20,000,000.00
2	5,000,000.00
3	600,000.00
4	

**2**

	46,822,426.31	
	46,822,426.31	

( )

**1**

1	40,101,560.26	23,437,228.98
1	1,349,976.84	398,039.47
	41,451,537.10	23,835,268.45

( )

**1**

	45,189,152.58	381,320,592.63	378,839,231.21	47,670,514.00
-	654,031.60	27,268,178.74	27,876,919.51	45,290.83
		1,345,516.64	1,345,516.64	
	45,843,184.18	409,934,288.01	408,061,667.36	47,715,804.83

**2**

1	44,781,710.60	363,861,401.78	361,483,942.15	47,159,170.23
2	315,874.00	3,904,478.38	3,756,045.13	464,307.25
3	66,396.51	8,361,660.97	8,428,057.48	
	46,810.36	6,747,193.14	6,794,003.50	
	10,308.50	927,783.37	938,091.87	
	9,277.65	686,684.46	695,962.11	
4		4,494,582.22	4,473,176.22	21,406.00
5	25,171.47	54,612.33	54,153.28	25,630.52
6				
7				

8		643,856.95	643,856.95	
	45,189,152.58	381,320,592.63	378,839,231.21	47,670,514.00

**3**

	621,388.60	25,144,943.25	25,721,041.02	45,290.83
	32,643.00	2,123,235.49	2,155,878.49	
	654,031.60	27,268,178.74	27,876,919.51	45,290.83

( )

	10,848,064.01	2,139,557.30
	18,849,168.96	19,396,047.51
	40,836,343.33	36,464,240.89
	925,641.78	802,814.08
	3,063,295.53	1,580,214.25
	1,726,685.43	1,237,909.77
	61,523.70	62,552.29
	523,019.50	500,644.86
	358,013.68	317,318.20
	948,248.82	207,328.21
	78,140,004.74	62,708,627.36

( )

	1,060,697.49	1,381,497.82
	1,060,697.49	1,381,497.82

( )

**1**

	48,017,107.74	54,427,321.71
	30,716,489.52	40,694,168.67

	9,821,241.31	12,401,036.28
	4,050,181.37	2,680,591.55
	8,672,838.23	1,814,918.99
	101,277,858.17	112,018,037.20

**2**

	10,000,000.00	
	7,143,111.11	
	1,639,039.95	
	1,486,422.11	
	849,302.49	

( )

		63,000.00
	200,000,000.00	
	200,000,000.00	63,000.00

1

16,235.00

“ ”

1 2015 1 26  
6.3%

2

11,809.00

“ ”

5 2015 2 16  
6.3%

3

72,162,959.85

“ ”

5 2015 6 11  
6.5%

( )

	30,398,923.77	39,226,290.89
	30,398,923.77	39,226,290.89

	45,437,409.38	755,984.24		46,193,393.62
	1,174,978,671.26	755,984.24	27,556,830.00	1,148,177,825.50

2013 12 27

6,165,900

312,000,000 2014 3 25

33,722,730.00

27,556,830.00

755,984.24

( )

	55,988,304.42		55,988,304.42
	55,988,304.42		55,988,304.42

2014

( )

	411,274,006.77	435,965,704.08
+		
	411,274,006.77	435,965,704.08
	12,107,220.29	52,027,351.82
		3,138,049.13
	10,650,000.00	73,581,000.00
	412,731,227.06	411,274,006.77

2014 5 7	2013	2013
2014 5 22	6,240,000.00	
2014 7 4		
9,000,000.00		51%
4,590,000.00	49%	4,410,000.00

( )

2,420,473,052.74	1,778,449,766.03	2,074,493,018.41	1,429,236,553.55
8,262,871.30	9,466,701.15	4,730,739.84	7,466,439.93
2,428,735,924.04	1,787,916,467.18	2,079,223,758.25	1,436,702,993.48

( )

	15,089,293.82	14,495,050.37
	5,266,600.51	8,274,165.14
	3,314,376.38	5,643,803.01
	233,298.36	323,784.12
	23,903,569.07	28,736,802.64

( )

	84,524,150.25	53,948,490.57
	67,405,132.21	53,871,903.61
	28,359,286.30	41,118,307.67
	27,450,166.11	24,970,708.20
	20,138,610.56	18,124,967.31
	8,250,452.04	7,699,025.62

	2,468,570.30	2,537,460.42
	28,704,765.11	17,409,282.80
	267,301,132.88	219,680,146.20

( )

	96,349,921.23	106,129,422.90
	59,809,504.55	70,657,210.77
	16,881,173.88	14,644,708.38
	11,575,840.02	8,316,228.48
	7,849,404.55	8,231,053.35
	6,827,591.73	6,748,752.47
	5,567,707.63	3,508,875.68
	5,090,322.25	6,308,653.21
	37,335,754.68	34,588,328.69
	247,287,220.52	259,133,233.93

---

			/
2014	2013	110,000.00	
	2013 9	40,000.00	
	12 13	340,000.00	
201412			
5.16	2014 1	30,000.00	
	2013	50,000.00	
	2013	41,673.00	
	2013	1,000,000.00	
2013		97,900.00	
	2014 2	25,000.00	
	2014 3	10,000.00	
	2014 3	60,000.00	
	2014	32,000.00	
	2013	2,000,000.00	
		13,500.00	83,300.68
MC		4,500,000.00	
AOC		900,000.00	
		4,080,388.58	2,338,729.05
		75,000.00	
PECVD(		2,976,417.12	2,976,417.08
		1,090,000.00	
		120,940.00	120,940.00
2012		393,010.00	393,010.00
2014		20,000.00	

			/
2060499		50,000.00	
		100,000.00	
		60,000.00	
		21,000.00	
2008-2009			8,594,000.00
2013			2,000,000.00
2013			800,000.00
			500,000.00
2011			370,000.00
			300,000.00
			300,000.00
2013			220,000.00
2013	2013		200,000.00
2013			135,000.00
	2012		100,000.00
2013			100,000.00
2013	4		100,000.00
2011			80,000.00
			60,000.00
2012	2013159		52,580.00
			33,333.26
			30,000.00
LED			30,000.00
<			26,600.00
>			23,700.00
2013			13,000.00
2013			11,000.00

			/
2012			9,000.00
	2013	2	5,000.00
			18,236,828.70
			20,005,610.07

( )

	3,489,179.04	393,081.15	3,489,179.04
	3,489,179.04	393,081.15	3,489,179.04

	248,684.93	30,494.19
	258,173,791.20	275,905,800.17
	282,125,496.11	23,588,776.81
	540,547,972.24	299,525,071.17

**3**

**4**

**5**

		5,604,312.24
		5,604,312.24

**6**

	51,284,944.24	52,802,876.22
	33,722,730.00	3,746,970.00
	1,103,355.60	
	86,111,029.84	56,549,846.22

( )

**1**

1		
	46,891,219.11	76,911,341.23
	25,110,087.68	41,333,872.84
	49,875,592.85	43,473,568.17
	5,036,948.63	4,934,633.14
	5,669,810.32	5,685,773.20
“ ”	3,445,835.85	238,681.57
“ ”		
“ ”		
“ ”	37,965,956.07	28,181,683.78
“ ”	-1,022,382.40	

“ ”	-7,182,839.10	-13,560,095.84
“ ”		
“ ”	-526,830,362.45	-436,459,292.98
“ ”	73,304,188.14	-429,431,634.02
“ ”	538,744,497.05	250,439,860.43
		42,430,800.00
	251,008,551.75	-385,820,808.48
2		
3		
	363,442,395.40	273,497,386.38
	273,497,386.38	718,940,944.93
	89,945,009.02	-445,443,558.55

2

		15,100,000.00
		7,930,064.87
		7,169,935.13

3

	363,442,395.40	273,497,386.38
	453,853.78	500,461.44
	362,988,541.62	272,996,924.94
	363,442,395.40	273,497,386.38


( )

	79,009,231.77	76,433,937.39
		22,214,396.28
	44,559,352.13	50,356,108.36
	5,984,983.21	
	129,553,567.11	149,004,442.03

( )

			29,713,798.28
	3,328,548.42	6.1190	20,367,387.78
	1,154,217.21	7.4556	8,605,381.83
	939,318.88	0.7889	741,028.67

2

“ ”

“ ”

( )

( )

( )

1

		%										
2000	100		2014 3 31		1,959,217.85							

2014 1 17

“

”

20%

400

80%

1,600

2014 3

20%

2014 4

( )



## 3

1,343,451,085.85	114,282,028.23	1,457,733,114.08	876,794,118.31	63,000.00	876,857,118.31	1,079,596,073.83	115,413,159.62	1,195,009,233.45	685,779,790.03	63,000.00	685,842,790.03	
5,907,112.96	7,112,392.36	13,019,505.32	1,058,896.51		1,058,896.51	10,539,494.85	6,660,255.66	17,199,750.51	2,600,587.60		2,600,587.60	
19,999,351.31	85,136,625.34	105,135,976.65	15,973,275.73	22,959,023.77	38,932,299.50	21,370,231.48	94,715,396.88	116,085,628.36	7,718,218.30	25,935,440.89	33,653,659.19	
34,085,130.36	7,810,361.90	41,895,492.26	26,636,761.75		26,636,761.75	35,079,356.50	2,415,598.45	37,494,954.95	20,711,693.26		20,711,693.26	
63,301,904.47	2,884,366.73	66,186,271.20	16,251,071.83		16,251,071.83	46,415,975.49	2,700,913.85	49,116,889.34	15,863,805.58		15,863,805.58	

	960,513,295.71	71,709,552.39	71,709,552.39	3,911,896.54	771,196,247.05	67,656,394.89	67,656,394.89				-81,920,894.76	
	10,044,087.10	-2,638,554.10	-2,638,554.10	-5,441,207.45	4,154,784.28	-4,179,967.32	-4,179,967.32				-7,998,383.00	
	7,000,475.49	-16,228,292.02	-16,228,292.02	-6,313,851.79	3,407,263.17	-18,952,514.94	-18,952,514.94				-12029651.11	
	80,377,068.72	-1,524,531.18	-1,524,531.18	13,815,019.91	62,479,097.86	-626,321.66	-626,321.66				-3231412.36	
	75,505,350.22	20,682,115.61	20,682,115.61	5,491,230.71	56,381,068.99	15,565,931.57	15,565,931.57				6,681,536.03	

## 4

( )

## 1

52.2843%

55.7893%

**2**

/	
—	21,092,900.00
—	
/	21,092,900.00
/	21,848,884.24
	755,984.24
	755,984.24

2014 3

0.6587%

2014 9

2.8463%

( )

**1**

					(%)
				20	
				33.3334	

( )

				(%)	(%)
			2600	24.69	24.69

(™Ct ĚK0 J

( ¼) \ œ (, ' € œ ( õ á

\ 1 J € œ (, ' õ á B ?ñ \Lt# " 3 Ě X ! k f j , ' s, ú " Ě

( 9) \ œ (, ' 8:U ¼6,,:U 1 J õ á

\ 1 J Gý?±, ' 8:U F6,,:U 1 J B ?ñ \Lt# " 3 Ě X ! k f j , ' s, ú " Ě

( ) ! £6,, é õ á

! £6,, é =0	! £6,, é > \ œ (, ' £3+
\$! c 2 G YFJ Aî 7 9L€ œ (	ÎLu x f ê £3+ ö 7, ' æ Ý @ ^ x f, ' œ (

( Ě) £6,, Ô C õ á

1 Ě \ Ö z O CJK0 v ñ Ě Ě ¼ Ö ā Ñ, ' £6,, Ô C, ' õ á Ě

2 Ě ! £6,, Ô C õ á

2014 x 8 8 10 Ě œ (, ' ~Ct € œ ( #SAî 7 >\$! c >EiFJ, '6Ñ L7 6 ñ Ě Ě ~ ± x+O1y  
6 =8 'f ê 1@5ç ¶É £ ¼\$! c 2 >EiFJ \*7-1Ñ5•3+5 9L€ œ ( { ÎCt ™6Ñ •Aþ Ě Ě #SAî  
7 6 8 9CtH ê"A 1 2,500 7 s A\$! c >EiFJ ÎCt Ě ÎCt ¼ @ > Ě #SAî 7 6 1 9\$!  
c >EiFJ 33.3334%'6Ñ s Ě 7 6 ñ Ě Ě ~ ± x+O1y 6 =8 'f ê 6 8AÑ 1 9\$! c >Ei  
FJ66.6666%'6Ñ s Ě 7 6 ñ Ě \_ œ (/ë6| Z% 12 Z 8, ' Ý k4ÿ\*6Q Á!— x+O, ' ā!ý x  
œ (: " »)»/• ~ x+O, 'G) !, ' O O P#S#b x+O X 2014 x 7 8 } . 1 9\$! c >EiFJ, '6Ñ  
s Ě

• Ě B\* ú F 9 »N©

( 0) Gý?± B\* »N©

1 Ě "1@AÒ, '1" X F ö 7 •>|, '0 Cq 8 < úCR Ñ j ý Ě

Ě 1 Ě œ (>\$! c Ě 8 K J Ě Ct 9L€ œ ( ( ;1°0 Ě 8 œ ( ) ú ! ^ \*6 ê\$! c\$5 ~  
Ý\$ \_ Ě Ct ... 9L€ œ ( ( ;1°0 Ý\$ \_ œ ( ) 1@AÒ É\$! c\$5 ~ Ý\$ \_ 1 J ¥ F 8 OE •Aþ  
– Ě Ě 8 <4Ö Ě Ě ; Ö Ě 8 œ (6) ¼\$! c 2 † j jQ à ° \_ x J G j\$5 ~ Ý\$ \_ 0 O5, 8  
– 1 r 107 Ô, 'D ¥ F j ` Ě 5 œ ( OE j.D ¥ F ( [N© .D Ě 0 ¼ ê } ) «1y ) ~  
+x Ě \*1•M'0 j 223.43 £ é 2£ Ě j ` = Ñ Ci j lÿ 8 lÿ £ é 2£ Ě "A 1 30 s Ě j ^ 0ªB3F >|5\$  
Ô Ci j lÿ 8 lÿ £ é 2£ Ě "A 1 12 s Ě >ö Ě G) † = Ñ ú A í ~+X Ci j lÿ 8 lÿ £ é 2£ 43 s Ě jÿ  
8 Ci +X 8AÑ j 18,991.55s Ě ~+X O L€ j 2013 x 7 8 1 C\$8# 2015 x 6 8 30 !' Ě Ě 8 œ  
(6) ¼\$! c 2 † j jQ à ° \_ x J G j\$5 ~ Ý\$ \_ 0 O5, 8 – 1 r 108 Ô, 'D ¥ F j

	(	)	229.91
		30	
12		43	19,542.35
	2013 7 1	2015 6 30	
2	( )	( “ ”)	
	4 5 6 7	52	33,800
	2011 6 1	2014 5 31	5 22 2014 6
1	2017 5 31		
	4,899.66	118,685.00	2011 5 10 2014 5
9	5 22	2014 5 10	2017 5 31
	136,132.00		
3			“ ”
	(	“ ”)	
		M3 3 309 305-2	
		328.14	20,794.23
	2014 4 16	2016 4 15	
4			“ ”
			“ ”
			9
	18 1801-1802		614.40
	40.00	57.00	
59,596.80	2014 5 7	2016 5 6	
			614.40
11.00		2.40	8,232.96
	2014 9 26	2015 9 25	

( )

1 2015 1 29

1%

2014 12 31

\*1%

2015 3 23

2 2014 12 30

840

5,054.43

1

( )

1

		%		%			%		%	
	887,953,989.35	100.00	42,801,782.58	4.82	845,152,206.77	1,009,588,804.99	100.00	28,775,483.59	2.85	980,813,321.4
	887,953,989.35	100.00	42,801,782.58	4.82	845,152,206.77	1,009,588,804.99	100.00	28,775,483.59	2.85	980,813,321.40

1										
					560,591,768.46					
1					101,089,725.12		5,054,486.26			5%
1					661,681,493.58		5,054,486.26			
1 2					129,772,536.90		12,977,253.69			10%
2 3					93,274,694.30		23,318,673.57			25%
3 4					3,225,264.57		1,451,369.06			45%

---

4 5			
5			
	887,953,989.35	42,801,782.58	4.82%

**2**

14,026,298.99

0

**3****4**

		(%)	
	71,460,047.81	8.05	
	27,151,848.34	3.06	
	23,874,531.77	2.69	3,264,443.71
	22,308,230.09	2.51	207,114.94
	19,725,029.16	2.22	1,216,608.83
	164,519,687.17	18.53	4,688,167.48

**5****6**

( )

**1**

		(%)		(%)		(%)		%		
	999,937,993.99	97.07			999,937,993.99	866,573,501.37	97.04		866,573,501.37	
	30,140,995.11	2.93	896,778.53	2.98	29,244,216.58	26,453,798.82	2.96	1,518,705.04	5.74	24,935,093.78
	1,030,078,989.10	100.00	896,778.53	0.09	1,029,182,210.57	893,027,300.19	100.00	1,518,705.04	0.17	891,508,595.15
	1,030,078,989.10	100.00	896,778.53	0.09	1,029,182,210.57	893,027,300.19	100.00	1,518,705.04	0.17	891,508,595.15

1			
	23,943,547.80		0.00%
1	3,818,226.40	190,911.32	5.00%
1 2	933,420.89	93,342.09	10.00%
2 3	671,481.96	167,870.49	25.00%
3 4	546,206.80	245,793.06	45.00%
4 5	83,570.54	54,320.85	65.00%
5	144,540.72	144,540.72	100.00%
	30,140,995.11	896,778.53	2.98%

1			
	12,027,046.74		
1	6,650,018.59	332,500.93	5.00%
1 2	6,247,661.98	624,766.20	10.00%
2 3	1,000,366.99	250,091.75	25.00%
3 4	362,903.55	163,306.60	45.00%
4 5	50,746.87	32,985.46	65.00%
5	115,054.10	115,054.10	100.00%
	26,453,798.82	1,518,705.04	5.74%

2

621,926.51

3

4

	18,489,642.22	17,378,331.30
	1,001,018,152.43	867,524,958.24
	10,571,194.45	7,916,390.39
		207,620.26
	1,030,078,989.10	893,027,300.19

5

				(%)
	721,952,592.70	1-5		70.09
	158,482,318.52	1-2		15.39
	117,000,000.00	1-3		11.36
	2,483,533.89	1		0.24
	2,296,485.60	1		0.22
/	1,002,214,930.71			97.30

6

7

8

( )

1

	459,590,696.85	459,590,696.85	438,497,796.85	438,497,796.85
	459,590,696.85	459,590,696.85	438,497,796.85	438,497,796.85

2

	104,286,334.85		104,286,334.85	





2014

2015 3 23